ENAPART

93 S Railroad Avenue Unit C
Bergenfield NJ 07621 USA
www.enapart.com
sales@enapart.com

Friedrich-Ebert-Anlage 36, 60325
Frankfurt am Main, Germany
www.enapart.de
anfrage@enapart.de

〒584-0023　大阪府富田林市若松町
東2丁目2番16号
www.enapart.co.jp
sales@enapart.co.jp

Via del Canneto 35,
Borgosatollo, Brescia - Italia
www.enapart.it
vendite@enapart.it

4 boulevard Carnot, 95400
villiers-le-bel, Paris, France
www.enapart.fr
sales@enapart.fr

PLAZA NUESTRA SEÑORA DE LAS
NIEVES 12 ,LOCAL ,50012,ZARAGOZA
www.enapart.es
ventas@enapart.es

Barbaros Mah. Ihlamur Bul. Ağaoğlu
My Newwork No:3/15 Ataşehir / İstanbul
www.enapart.net
satis@enapart.net

65049, ОДЕСА, ВУЛИЦЯ ІВАНА
ФРАНКА, БУДИНОК 55, ПОВЕРХ 3
www.enapart.com.ua
sales@enapart.com.ua

Складова база „Онгъл“, Склад А2, п.к.
4006, гр. Пловдив, България
www.enapart.bg
sales@enapart.bg

PRIVADA 10 B SUR #3908 COL.
ANZUREZ, C.P. 72530, PUEBLA,PUE
www.enapart.com.mx
sales@enapart.com.mx

MUNICIPIUL BUCUREŞTI, SECTOR 3,
B-DUL BASARABIA, NR.250, CORP P+5
www.enapart.ro
sales@enapart.ro

3 Austin Mews, High Street, Hemel
Hempstead, HP1 3AF , United Kingdom
www.enapart.co.uk
sales@enapart.co.uk

Hidria

Fans catalogue

General data

Motors for fans are thermaly protected - F or B insulation class and with internal protection IP54, IP44 and IP56.
Maintenance free ball bearings, suitable for min ambient temperature of -30°C are mounted (special ones for different conditions are available on request). Life time expectancy L10 for bearings is at least 40.000h and depends on ambient temperature and application conditions.

Air performance

Air performance of fans is measured according to ISO 5801-1997 with the fan mesured on its sucking side. The results are valid for an air density of $\rho = 1{,}2 kg/m^3$ at 20°C. Under another conditions, values can be different.

Speed controllers

Under agreed conditions, fans are suitable for operating with speed controllers by voltage reduction (autotransformer, triac) or by voltage/frequency reduction (frequency converter).
If the speed control is applied, increased temperature-rise and noise may be expected and has to be reviewed in the final application. Also EMC requirements must be achieved in the final application and the manufacturer or user of control unit is responsible for it.
In order to assure the best performance of our fans controlled with PWM Frequency Converter, it is highly recommended to use the “Sine Wave Filter” on converter output with right settings of PWM Frequency Converter.
With right settings of controller parameters regarding “Torque characteristics” or “Voltage / Frequency characteristics” can be reduced electrical current at low RPM’s, can be reduced heating of the motor at low RPM’s and also saving energy.
If the shielded cable is to be used, both ends of cable shield must be grounded.
Using of ferrite ring at the ends of connection cable additionally reduce the current in ground conductor which reduce RF disturbances.

In the catalogue are our standard products.
Custom design and modifications are available on request.
Acessories as guard grills, wall plates, can be dellivered assembled or separately.
Additional information: drawings, test reports, special data, approvals etc. is available on request.

We keep rights to make any dimensional and design changes due to our improvement process.

Contents

Axial Fans With Electronic Drives
page: 6 - 15

HEF Axial Fans
page: 16 - 43

Axial Fans With Plastic Blades
page:44 - 53

Axial Fans
page: 54 - 107

Centrifugal Fans
page: 108 - 119

Accessories
page: 120 - 127

Typical features of the Hidria EC-motor fan

- High efficiency throughout the entire speed range.
- Speed setting via linear voltage input (0-10V) or PWM signal.
- Two analog inputs for easy closed loop control (PID regulator build-in).
- Both analog inputs can be used as digital inputs.
- Multifunction digital output (open collector) for tach-out, alarm signal or slave control. Tach-out signal can be 1, 2, 3, 4, 6 or 12 pulses per revolution.
- Analog input adjustment to fit customer's sensor.
- All adjustments can be made with a PC or can be factory preseted.
- Low-noise operation across the entire speed range.
- Integrated EMC filter.

All features are available on request.

The standard version of an EC-motor fan has:
- One analog input (0-10V or PWM input).
- Sensor power supply 10VDC (max 30mA)
- Tach-out signal (OC) (default: 1 pulse per revolution)

Example of type key for Axial fans with EC motor

R09R-3530HS-ECM-4200

R09	External rotor motor type
R	Acessory type (E-without guard grill, R-with guard grill, P-with guard grill and wall plate)
35	Fan diameter x 10 (exact diameters are stated in drawings)
30H	HEF blade angle
S	Airflow direction (S-sucking, B-blowing)
EC	Fan with EC motor
M	Electrical connection (M-single phase; T-three phase)
42	Motor stack height
00	Combination of motor/electronics/software

Example of type key for Axial fans with Integrated Frequency Converter

R13R-6330HA-I6M-7057

R13	External rotor motor type
R	Acessory type (E-without guard grill, R-with guard grill, P-with guard grill and wall plate)
63	Fan diameter x 10 (exact diameters are stated in drawings)
30H	HEF blade angle
S	Airflow direction (S-sucking, B-blowing)
I	Fan with Inverter drive
6	Number of poles
M	Number of phases (M-single phase, T-three phase)
70	Motor stack height
57	Electrical design

Axial Fans With Electronic Drives

R09_-2528_-ECM-2500

Diameter: 250 mm

Fan with wall plate

Airflow Direction | **Type:**

»S«	R09P-2528S-ECM-2500
»B«	R09P-2528B-ECM-2500

Available on request

Aerodinamic characteristic:

1900min^{-1} / Ua = 10V
1520min^{-1} / Ua=8V
1140min^{-1} / Ua=6V

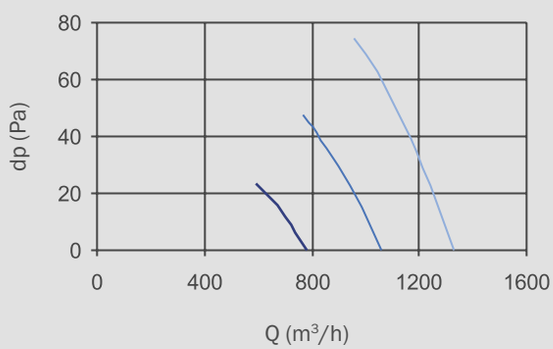

Ua = Analog input voltage for speed control (0 - 10V)

Performance Data:

1~230V 50/60Hz
P_1 = 70W
n = 1900min^{-1}
I = 0,60A
T_R = -30 to +65 °C
Connection: cable
Overload Electronic Protection
Ins.Cl. F
IP44

Notes:

Fan characteristic measured in short bell mouth with guard grill

Fan with guard grill

Airflow Direction | **Type:**

»S«	R09R-2528S-ECM-2500
»B«	R09R-2528B-ECM-2500

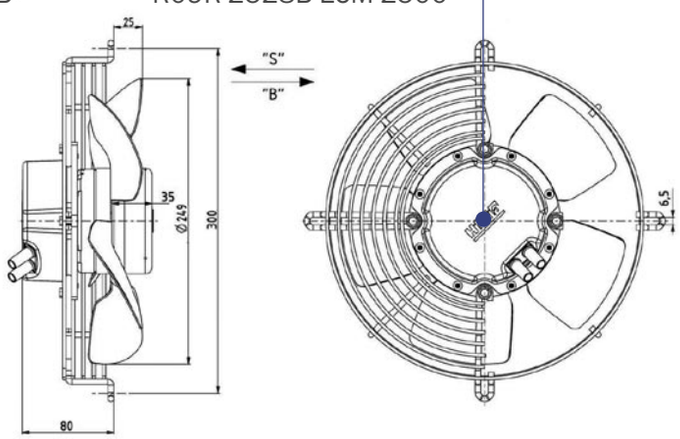

Weight:
3,4 kg

Fan without guard grill

Airflow Direction | **Type:**

»S«	R09E-2528S-ECM-2500
»B«	R09E-2528B-ECM-2500

Available on request

Fan with wall plate

Airflow Direction	Type:
»S«	R09P-3030HS-ECM-2500
»B«	R09P-3030HB-ECM-2500

Available on request

R09_-3030H_-ECM-2500

Diameter: 300 mm

Fan with guard grill

Airflow Direction	Type:
»S«	R09R-3030HS-ECM-2500
»B«	R09R-3030HB-ECM-2500

Code:
0309-4-2003

Weight:
3,3 kg

Fan without guard grill

Airflow Direction	Type:
»S«	R09E-3030HS-ECM-2500
»B«	R09E-3030HB-ECM-2500

Available on request

Aerodinamic characteristic:

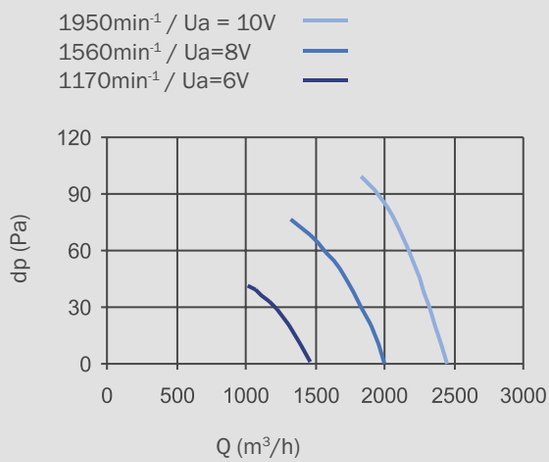

Ua = Analog input voltage for speed control (0 - 10V)

Performance Data:

1~230V 50/60Hz
P_1 = 140W
n = 1950min^{-1}
I = 1,2A
t_R = -30 to +65°C
Lwa = 73dB(A) at 1950min^{-1}
Connection: cable
Overload Electronic Protection
Ins.Cl. F
IP44

Notes:

Fan characteristic measured in short bell mouth with guard grill

Axial Fans With Electronic Drives

R09_-3030H_-4M-2543

Fan with wall plate

Airflow Direction | **Type:**
»S« R09P-3030HA-4M-2543
»B« R09P-3030HP-4M-2543

Available on request

Diameter: 300 mm

Fan with guard grill

Airflow Direction | **Type:**
»S« R09R-3030HA-4M-2543
»B« R09R-3030HP-4M-2543

Code: 0309-4-1006

TÜV NORD ANLAGENTECHNIK GMBH
Am TÜV 1
30519 Hannover

TÜV NORD ANLAGENTECHNIK

Bescheinigung über die
Prüfung des Gehäuseschutzgrades
gemäß DIN VDE 0470, Teil1 / EN 60 529

Prüflabor
Explosionsgeschützte Betriebsmittel
und Überwachungseinrichtungen

Angestrebter Schutzgrad: IP 66

Prüfeinrichtung gemäß DIN VDE 0470,Teil 1 / EN 60 529,
Abschnitte 13.4, 13.5, 14.2.6 und14.3
(Staubkammer und Strahldüse 12,6 mm)

Auftraggeber: Fa. WISTRO Elektro-Mechanik GmbH
Karl-Kellner-Str. 105 a
30853 Langenhagen

Prüfgegenstand: Fremdlüfteraggregat Bg 63 bis 200 -Reihe IL

Prüfergebnis:
1. Fremdkörperschutz
Staubeintritt nein
2. Wasserschutz
Wassereintritt: nein

Bearbeiter: Dr. Ing. M. Rusch / H. Lenz
Auftragsnummer: 7612 PE 00900
Prüfdatum: 09.05.2000

Der Prüfgegenstand erfüllt die Anforderungen an den Gehäuseschutzgrad IP 66

Hannover, 17.05.2000
Ort, Datum

Der Leiter des Prüflabors
Explosionsgeschützte Betriebsmittel
und Überwachungseinrichtungen

Die auszugsweise Veröffentlichung dieser Bescheinigung und die Verwendung zu Werbezwecken bedarf der schriftlichen Genehmigung des Prüflaboratoriums.
Die Bescheinigung stellt das Ergebnis der Prüfung an dem vorgestellten Prüfgegenstand dar. Eine allgemein gültige Aussage über die Qualität der Produkte aus der laufenden Fertigung kann daraus nicht abgeleitet werden.

Weight: 3 kg

Fan without guard grill

Airflow Direction | **Type:**
»S« R09E-3030HA-4M-2543
»B« R09E-3030HP-4M-2543

Available on request

Aerodinamic characteristic:

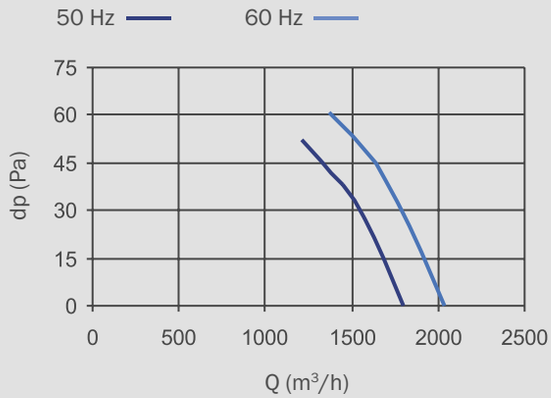

Performance Data:

1~230V 50/60Hz
P_1 = 66 / 90W
n = 1370 / 1550min^{-1}
I = 0,31 / 0,40A
t_R = 70°C
Lwa = 66 / 71dB(A)
C= 2µF / 450V
Connection: terminal box
Ins.Cl. F
IP54

Notes:

Fan characteristic measured in full bell mouth with guard grill

R09_-3530H_-4M-4231

Fan with wall plate

Airflow Direction | **Type:**
»S« R09P-3530HA-4M-4231
»B« R09P-3530HP-4M-4231

Available on request

Diameter: 350 mm

Fan with guard grill

Airflow Direction | **Type:**
»S« R09R-3530HA-4M-4231
»B« R09R-3530HA-4M-4231

Code:
0309-4-1000

Weight:
3,7 kg

Fan without guard grill

Airflow Direction | **Type:**
»S« R09E-3530HA-4M-4231
»B« R09E-3530HA-4M-4231

Available on request

Aerodinamic characteristic:

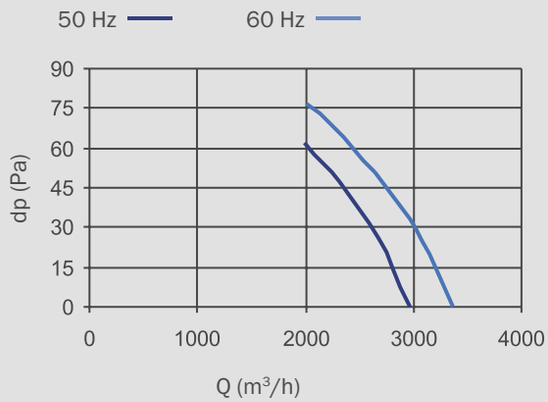

Performance Data:
1~230V 50/60Hz
P_1 = 130 / 170W
n = 1360 / 1550min^{-1}
I = 0,60 / 0,75A
t_R = 60°C
Lwa = 72 / 75dB(A)
C=5µF/450V
Connection: terminal box
Ins.Cl. F
IP54

Notes:
Fan characteristic measured in full bell mouth with guard grill

R09_-3030H_-4T-2513

Fan with wall plate

Airflow Direction	Type:
»S«	R09P-3030HA-4T-2513
»B«	R09P-3030HP-4T-2513

Available on request

Diameter: 300 mm

Aerodinamic characteristic:

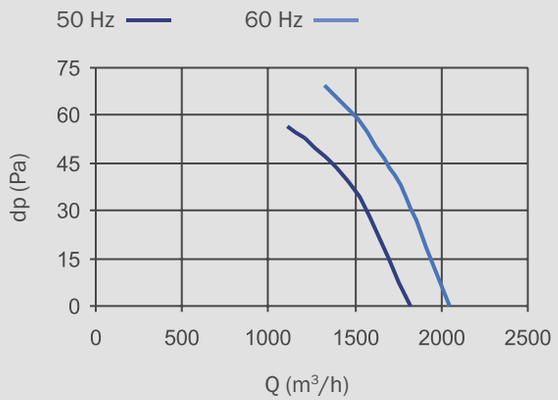

Fan with guard grill

Airflow Direction	Type:	Code:
»S«	R09R-3030HA-4T-2513	0309-4-1038
»B«	R09R-3030HP-4T-2513	

Weight:
3 kg

Fan without guard grill

Airflow Direction	Type:
»S«	R09E-3030HA-4T-2513
»B«	R09E-3030HP-4T-2513

Available on request

Performance Data:
3~230 / 400V 50/60Hz
P_1 = 70 / 84W
n = 1380 / 1560min^{-1}
I = 0,35 / 0,20A / 0,30 / 0,18A
t_R = 55 °C
Lwa=67 / 72 dB(A)
Connection: terminal box
Ins.Cl. F
IP54

Notes:
Fan characteristic measured in full bell mouth with guard grill

R13_-4530H_-4T2-5059

Fan with wall plate

Airflow Direction

Type:	Code:
»S« R13P-4530HA-4T2-5059	0313-4-1054
»B« R13P-4530HP-4T2-5059	

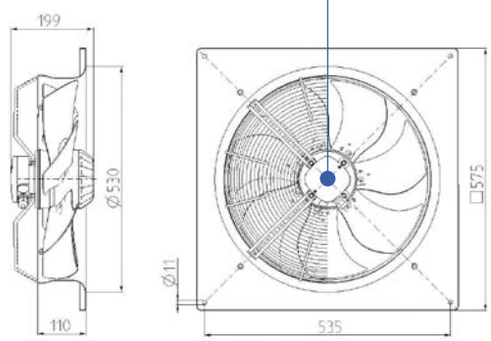

Weight:
15,5 kg

Diameter: 450 mm

Fan with guard grill

Airflow Direction

Type:	Code:
»S« R13R-4530HA-4T2-5059	0313-4-1069
»B« R13R-4530HP-4T2-5059	

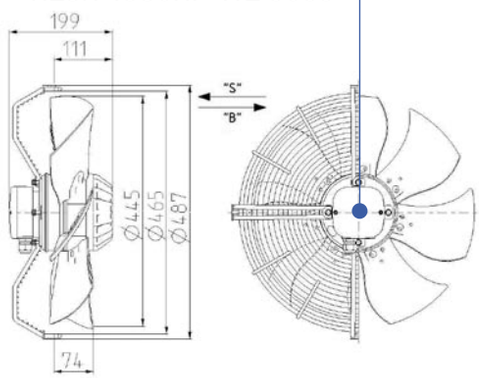

Weight:
10 kg

Fan without guard grill

Airflow Direction

Type:	Code:
»S« R13E-4530HA-4T2-5059	0313-4-1070
»B« R13E-4530HP-4T2-5059	

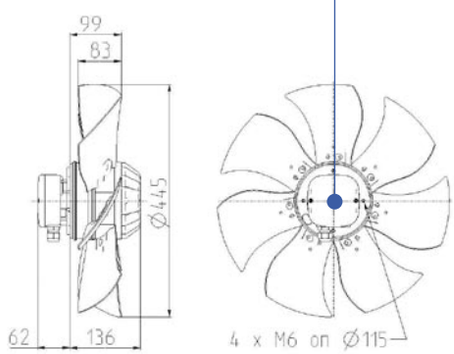

Weight:
8,1 kg

Aerodinamic characteristic:

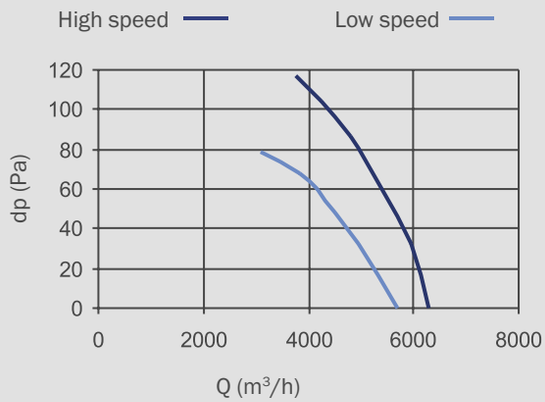

Performance Data:

3~400V D/Y 50Hz
P_1 = 465 / 330W
n = 1400 / 1260min^{-1}
I = 0,95 / 0,50A
t_R = 70°C
Lwa = 73 / 69dB(A)
Connection: terminal box
Ins.Cl. F
IP54

Notes:

Fan characteristic measured in full bell mouth with guard grill

R13_-4530H_-6T2-5060

Diameter: 450 mm

Fan with wall plate

Airflow Direction	Type:	Code:
»S«	R13P-4530HA-6T2-5060	0313-4-1071
»B«	R13P-4530HP-6T2-5060	

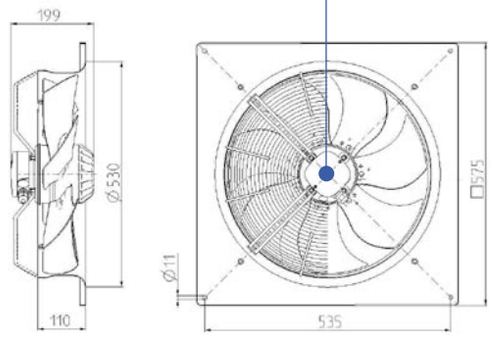

Weight:
15,5 kg

Fan with guard grill

Airflow Direction	Type:	Code:
»S«	R13R-4530HA-6T2-5060	0313-4-1072
»B«	R13R-4530HP-6T2-5060	

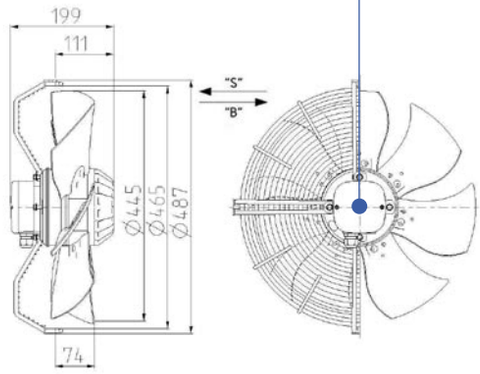

Weight:
10 kg

Fan without guard grill

Airflow Direction	Type:	Code:
»S«	R13E-4530HA-6T2-5060	0313-4-1062
»B«	R13E-4530HP-6T2-5060	

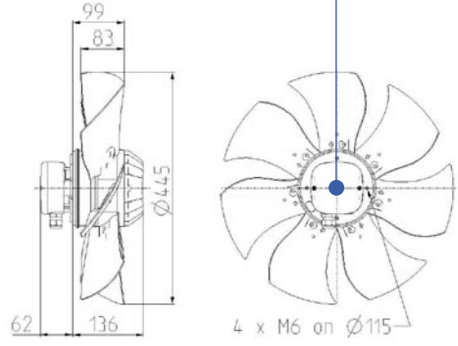

Weight:
8,1 kg

Aerodinamic characteristic:

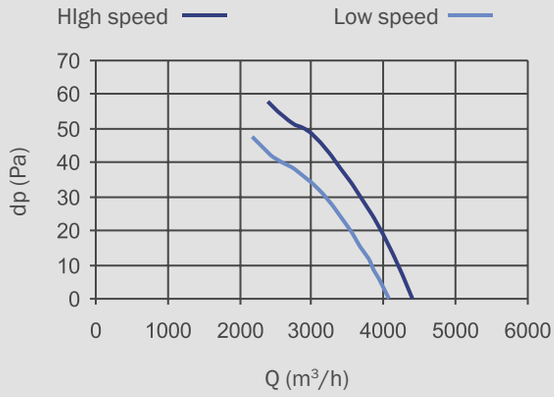

Performance Data:

3~400V D/Y 50Hz
P_1 = 170 / 105W
n = 940 / 840min^{-1}
I = 0,70 / 0,23A
t_R = 70°C
Lwa = 67 / 62dB(A)
Connection: terminal box
Ins.Cl. F
IP54

Notes:

Fan characteristic measured in full bell mouth with guard grill

R13_-5030H_-4T2-7056

Fan with wall plate

Airflow Direction

Type:	Code:
»S« R13P-5030HA-4T2-7056	0313-4-1028
»B« R13P-5030HP-4T2-7056	

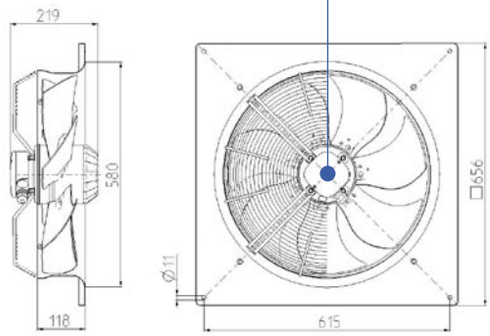

Weight:
18 kg

Diameter: 500 mm

Fan with guard grill

Airflow Direction

Type:	Code:
»S« R13R-5030HA-4T2-7056	0313-4-1038
»B« R13R-5030HP-4T2-7056	

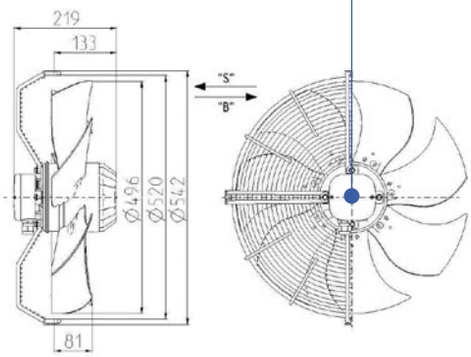

Weight:
12,5 kg

Fan without guard grill

Airflow Direction

Type:	Code:
»S« R13E-5030HA-4T2-7056	0313-4-1062
»B« R13E-5030HP-4T2-7056	

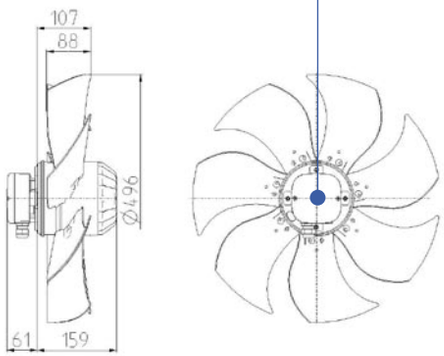

Weight:
10,1 kg

Aerodinamic characteristic:

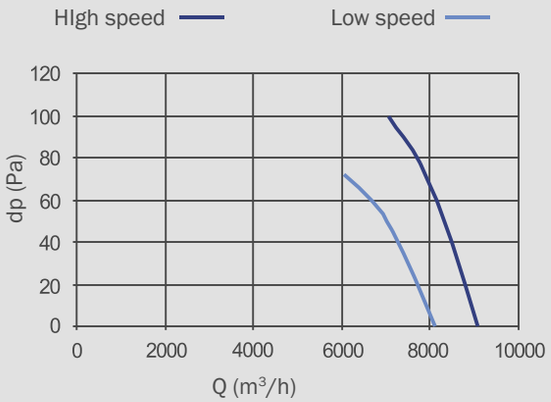

Performance Data:

3~400V D/Y 50Hz
P_1 = 0,63 / 0,48kW
n = 1415 / 1260min^{-1}
I = 1,75 / 0,85A
t_R = 60°C
Lwa = 76 / 72dB(A)
Connection: terminal box
Ins.Cl. F
IP54

Notes:

Fan characteristic measured in full bell mouth with guard grill

R13_-5030H_-4M-7075

Diameter: 500 mm

Fan with wall plate

Airflow Direction

Type:	Code:
»S« R13P-5030HA-4M-7075	0313-4-1120
»B« R13P-5030HP-4M-7075	

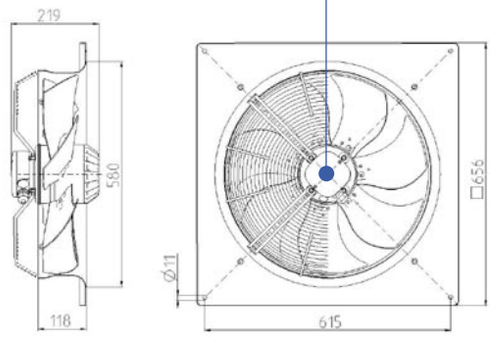

Weight:
18,6 kg

Fan with guard grill

Airflow Direction

Type:	Code:
»S« R13R-5030HA-4M-7075	0313-4-1081
»B« R13R-5030HP-4M-7075	

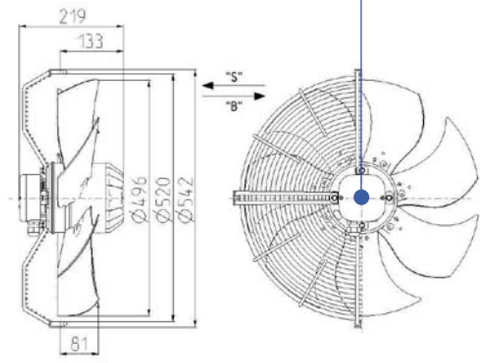

Weight:
13,1 kg

Fan without guard grill

Airflow Direction

Type:	Code:
»S« R13E-5030HA-4M-7075	0313-4-1121
»B« R13E-5030HP-4M-7075	

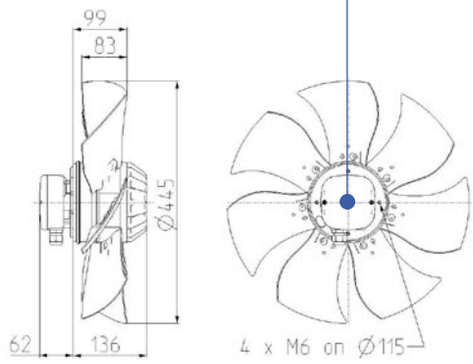

Weight:
10,7 kg

Aerodinamic characteristic:

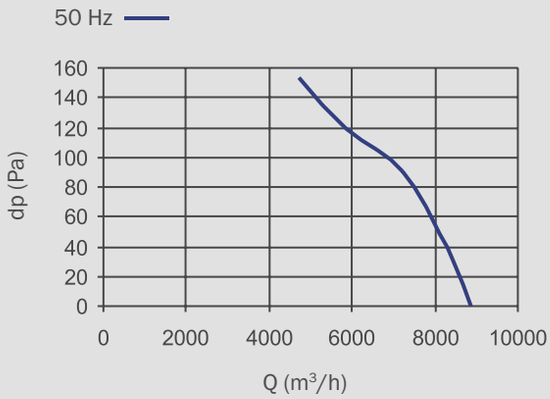

Performance Data:

1~230V 50Hz
P_1 = 780W
n = 1370min^{-1}
I = 3,5A
t_R = 60°C
Lwa = 76dB(A)
C = 16µF / 450V
Connection: terminal box
Ins.Cl. F
IP54

Notes:

Fan characteristic measured in full bell mouth with guard grill

R13_-5030H_-6M-5072

Fan with wall plate

Airflow Direction

Type:	Code:
»S« R13P-5030HA-6M-5072	0313-4-1105
»B« R13P-5030HP-6M-5072	

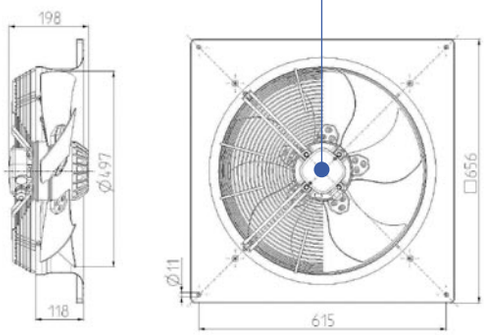

Weight:
15,8 kg

Diameter: 500 mm

Fan with guard grill

Airflow Direction

Type:	Code:
»S« R13R-5030HA-6M-5072	0313-4-1083
»B« R13R-5030HP-6M-5072	

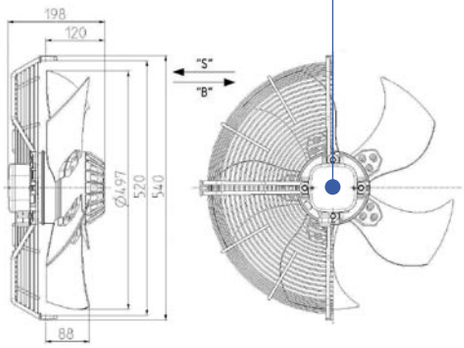

Weight:
10,3 kg

Fan without guard grill

Airflow Direction

Type:	Code:
»S« R13E-5030HA-6M-5072	0313-4-1104
»B« R13E-5030HP-6M-5072	

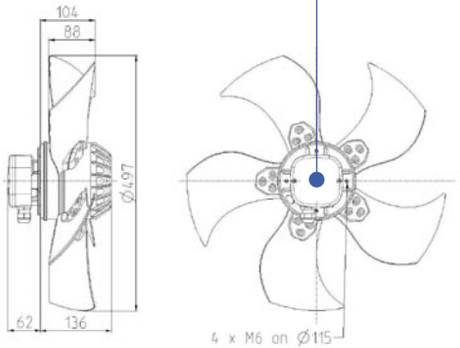

Weight:
7,9 kg

Aerodinamic characteristic:

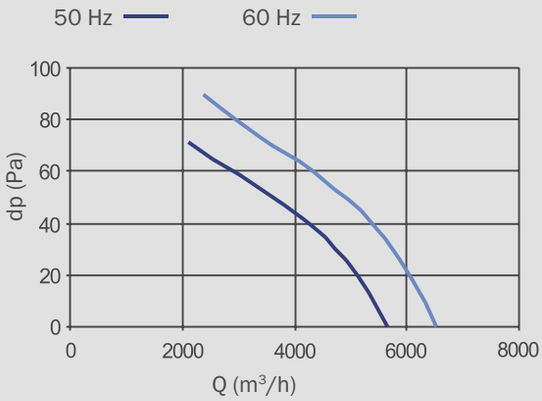

Performance Data:

1~230V 50/60Hz
P_1 = 245 / 320W
n = 900 / 1030min^{-1}
I = 1,1 / 1,35A
t_R = 60°C
Lwa = 72 / 76dB(A)
C = 8µF / 450V
Connection: terminal box
Ins.Cl. F
IP54

Notes:

Fan characteristic measured in full bell mouth with guard grill

R13_-5030H_-6M-5071

Diameter: 500 mm

Fan with wall plate

Airflow Direction

Type:	Code:
»S« R13P-5030HA-6M-5071	0313-4-1102
»B« R13P-5030HP-6M-5071	

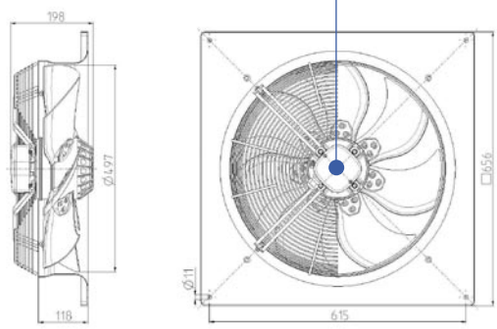

Weight:
16 kg

Fan with guard grill

Airflow Direction

Type:	Code:
»S« R13R-5030HA-6M-5071	0313-4-1080
»B« R13R-5030HP-6M-5071	

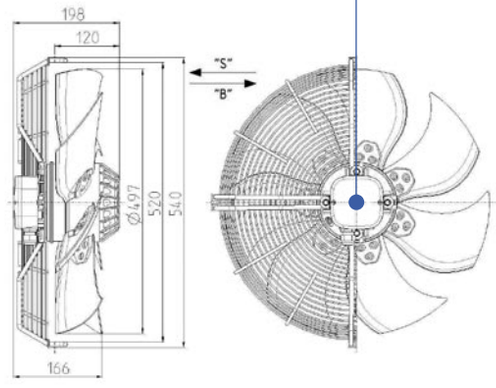

Weight:
10,5 kg

Fan without guard grill

Airflow Direction

Type:	Code:
»S« R13E-5030HA-6M-5071	0313-4-1101
»B« R13E-5030HP-6M-5071	

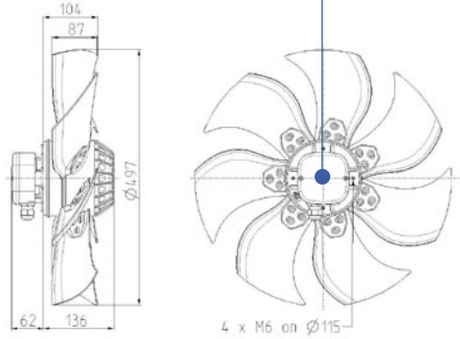

Weight:
8 kg

Aerodinamic characteristic:

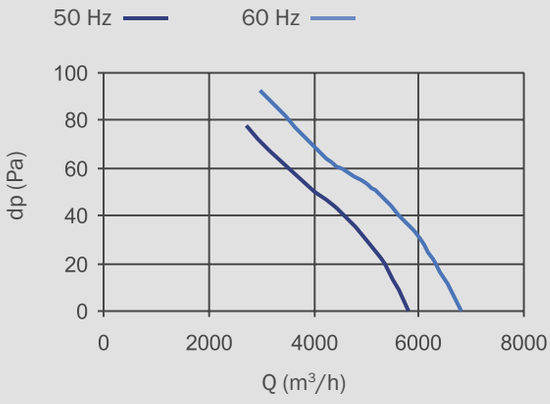

Performance Data:

1~230V 50/60Hz
P_1 = 280 / 370W
n = 890 / 1000min^{-1}
I = 1,2 / 1,5A
t_R = 55°C
Lwa = 75 / 78dB(A)
C = 8uF / 450V
Connection: terminal box
Ins.Cl. F
IP54

Notes:

Fan characteristic measured in full bell mouth with guard grill

R13_-5630H_-6M-7036

Fan with wall plate

Airflow Direction

Type:	Code:
»S« R13P-5630HA-6M-7036	0313-4-1031
»B« R13P-5630HP-6M-7036	

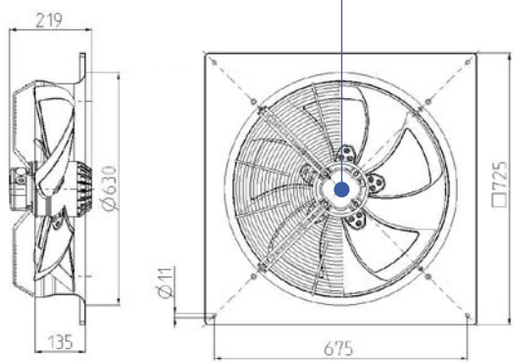

Weight:
21 kg

Diameter: 560 mm

Fan with guard grill

Airflow Direction

Type:	Code:
»S« R13R-5630HA-6M-7036	0313-4-1007
»B« R13R-5630HP-6M-7036	

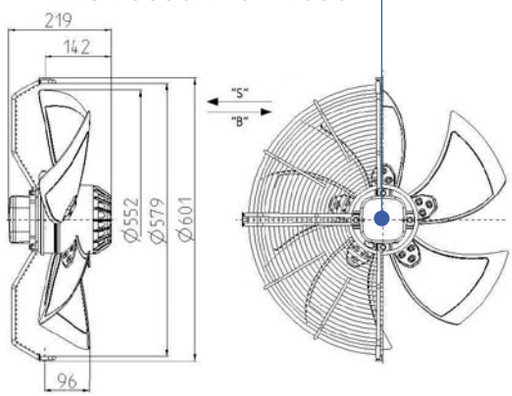

Weight:
13,3 kg

Fan without guard grill

Airflow Direction

Type:	Code:
»S« R13E-5630HA-6M-7036	0313-4-1066
»B« R13E-5630HP-6M-7036	

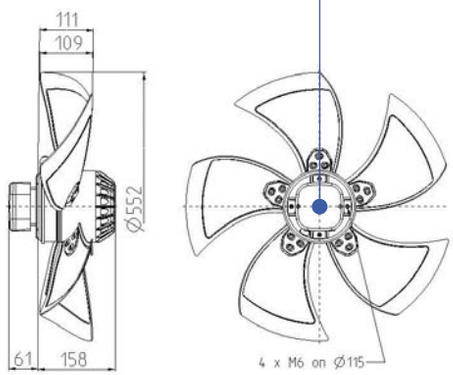

Weight:
10,5 kg

Aerodinamic characteristic:

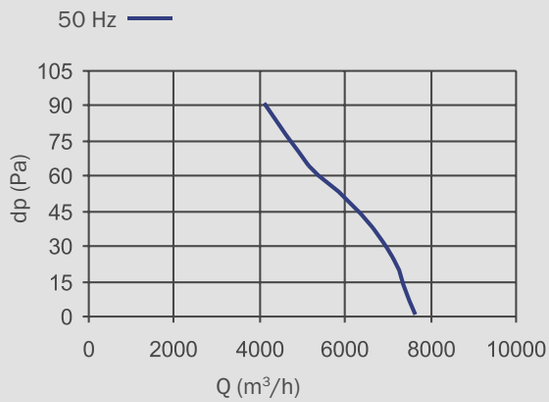

Performance Data:

1~230V 50Hz
P_1 = 420W
n = 865min^{-1}
I = 1,9A
t_R = 55°C
Lwa = 76dB(A)
C = 12.5uF / 450V
Connection: terminal box
Ins.Cl. F
IP54

Notes:

Fan characteristic measured in full bell mouth with guard grill

R13_-5630H_-6T2-7008

Diameter: 560 mm

Fan with wall plate

Airflow Direction

	Type:	**Code:**
»S«	R13P-5630HA-6T2-7008	0313-4-1015
»B«	R13P-5630HP-6T2-7008	

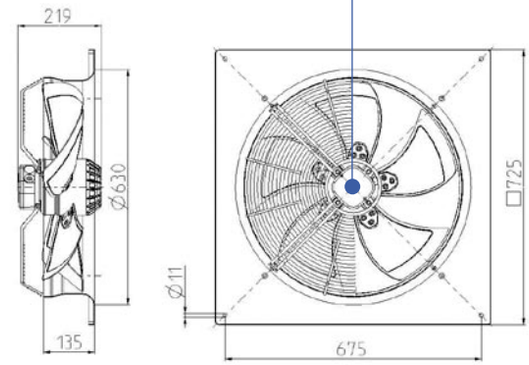

Weight:
21 kg

Fan with guard grill

Airflow Direction

	Type:	**Code:**
»S«	R13R-5630HA-6T2-7008	0313-4-1011
»B«	R13R-5630HP-6T2-7008	

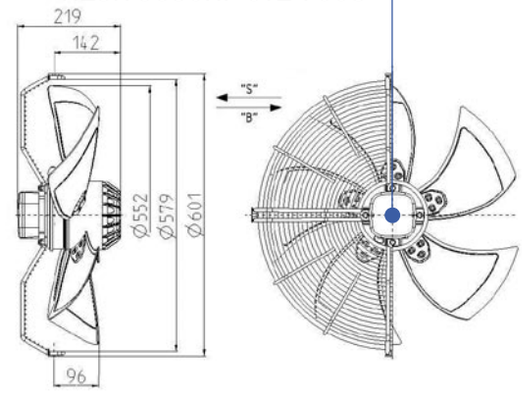

Weight:
13,3 kg

Fan without guard grill

Airflow Direction

	Type:	**Code:**
»S«	R13E-5630HA-6T2-7008	0313-4-1045
»B«	R13E-5630HP-6T2-7008	

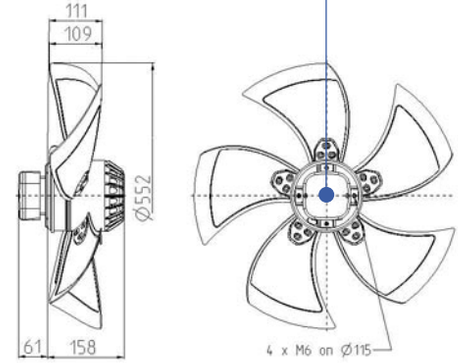

Weight:
10,5 kg

Aerodinamic characteristic:

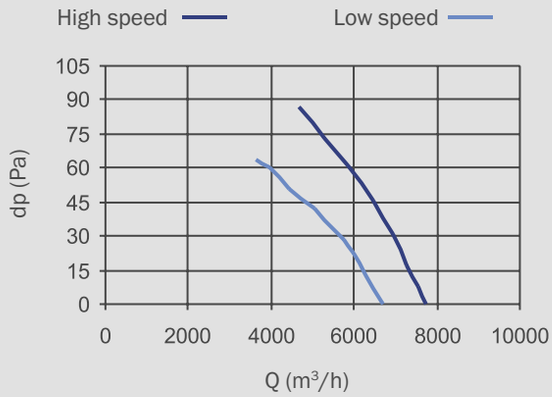

Performance Data:
3~400V D/Y 50Hz
P_1 = 0,38 / 0,25kW
n = 910 / 760min^{-1}
I = 0,85 / 0,44A
t_R = 70°C
Lwa = 76 / 71dB(A)
Connection: terminal box
Ins.Cl. F
IP54

Notes:
Fan characteristic measured in full bell mouth with guard grill

Fan with wall plate

Airflow Direction

Type:	Code:
»S« R13P-6330HA-6M-X055	0313-4-1060
»B« R13P-6330HP-6M-X055	

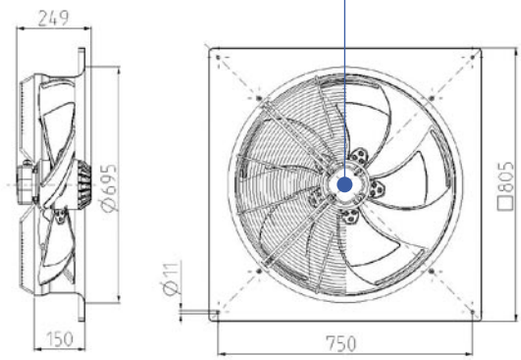

R13_-6330H_-6M-X055

Weight:
21 kg

Diameter: 630 mm

Fan with guard grill

Airflow Direction

Type:	Code:
»S« R13R-6330HA-6M-X055	0313-4-1005
»B« R13R-6330HP-6M-X055	

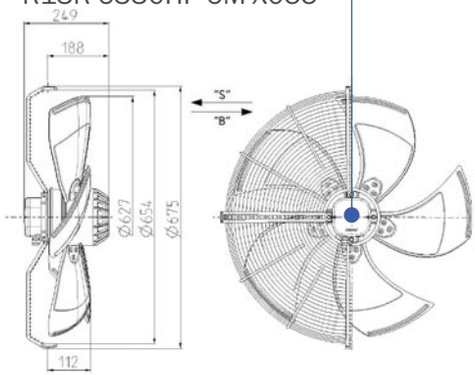

Weight:
13,3 kg

Aerodinamic characteristic:

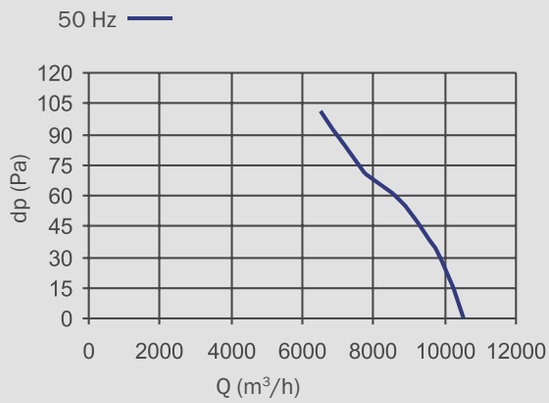

Fan without guard grill

Airflow Direction

Type:	Code:
»S« R13E-6330HA-6M-X055	0313-4-1061
»B« R13E-6330HP-6M-X055	

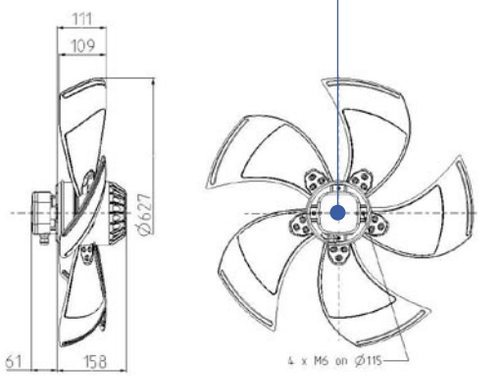

Weight:
10,5 kg

Performance Data:
1~230V 50Hz
P_1 = 680W
n = 890min^{-1}
I = 3,1A
t_R = 50°C
Lwa = 77 dB(A)
C = 18uF / 450V
Connection: terminal box
Ins.Cl. F
IP54

Notes:
Fan characteristic measured in full bell mouth with guard grill

R13_-6330H_-6T2-7042

Diameter: 630 mm

Fan with wall plate

Airflow Direction

Type:	Code:
»S« R13P-6330HA-6T2-7042	0313-4-1013
»B« R13P-6330HP-6T2-7042	

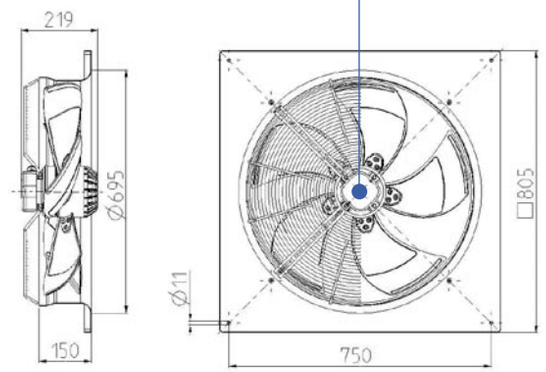

Weight:
23,3 kg

Fan with guard grill

Airflow Direction

Type:	Code:
»S« R13R-6330HA-6T2-7042	0313-4-1000
»B« R13R-6330HP-6T2-7042	

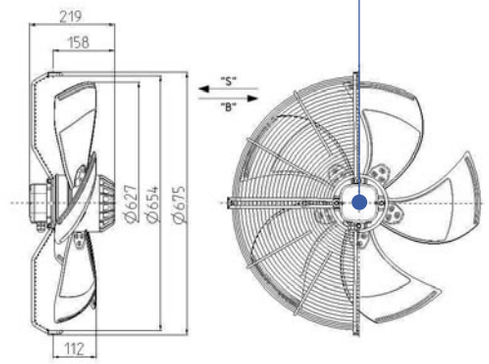

Weight:
14,5 kg

Fan without guard grill

Airflow Direction

Type:	Code:
»S« R13E-6330HA-6T2-7042	0313-4-1042
»B« R13E-6330HP-6T2-7042	

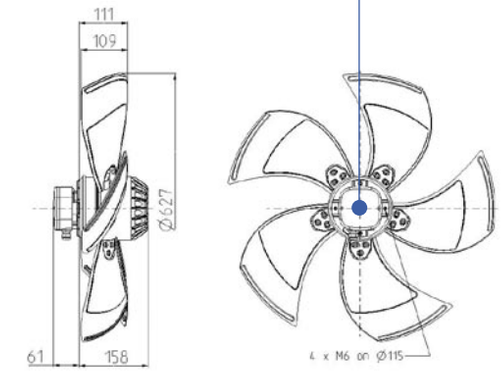

Weight:
10,8 kg

Aerodinamic characteristic:

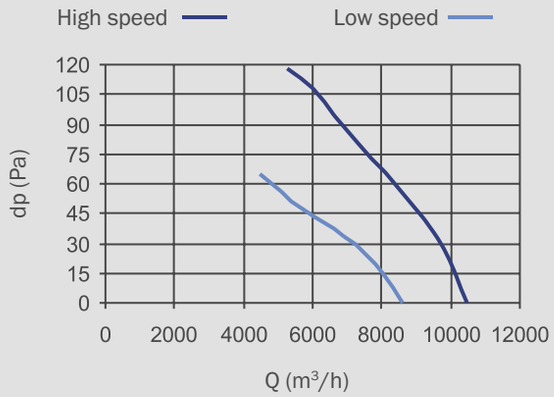

Performance Data:

3~400V D/Y 50Hz
P_1 = 0,60 / 0,38kW
n = 870 / 640min^{-1}
I = 1,25 / 0,65A
t_R = 65°C
Lwa = 76,5 / 73dB(A)
Connection: terminal box
Ins.Cl. F
IP54

Notes:

Fan characteristic measured in full bell mouth with guard grill

R13_-6330H_-8T2-7038

Fan with wall plate

Airflow Direction

Type:	Code:
»S« R13P-6330HA-8T2-7038	0313-4-1030
»B« R13P-6330HP-8T2-7038	

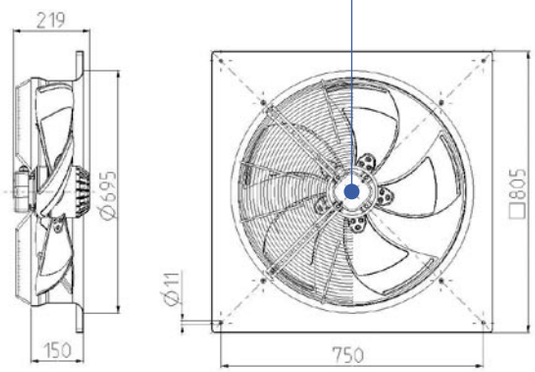

Weight:
23,3 kg

Diameter: 630 mm

Fan with guard grill

Airflow Direction

Type:	Code:
»S« R13R-6330HA-8T2-7038	0313-4-1023
»B« R13R-6330HP-8T2-7038	

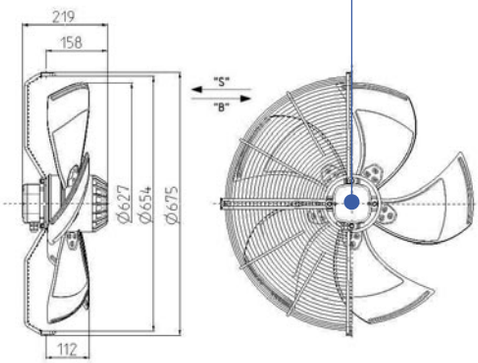

Weight:
14,5 kg

Aerodinamic characteristic:

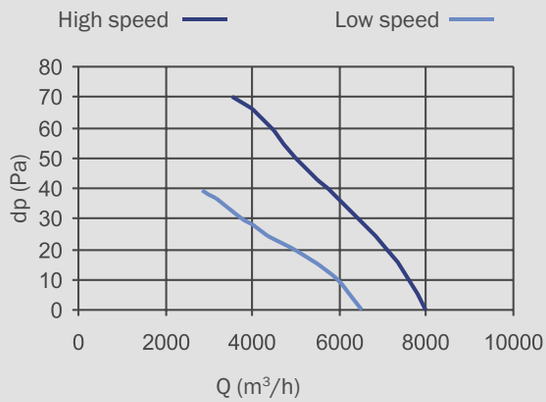

Fan without guard grill

Airflow Direction

Type:	Code:
»S« R13E-6330HA-8T2-7038	0313-4-1043
»B« R13E-6330HP-8T2-7038	

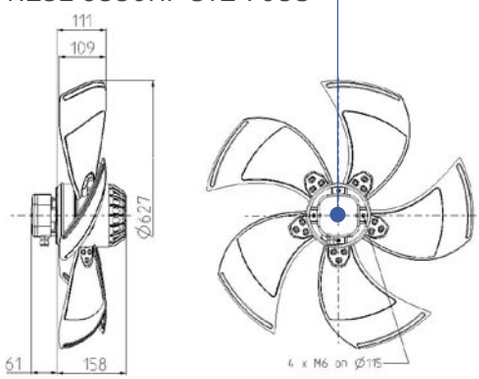

Weight:
10,8 kg

Performance Data:

3~400V D/Y 50Hz
P_1 = 0,28 / 0,175kW
n = 650 / 510min^{-1}
I = 0,68 / 0,30A
t_R = 70°C
Lwa = 70,5 / 66dB(A)
Connection: terminal box
Ins.Cl. F
IP54

Notes:

Fan characteristic measured in full bell mouth with guard grill

R13_-6330H_-12T2-7051

Diameter: 630 mm

Fan with wall plate

Airflow Direction

Direction	Type:	Code:
»S«	R13P-6330HA-12T2-7051	0313-4-1037
»B«	R13P-6330HP-12T2-7051	

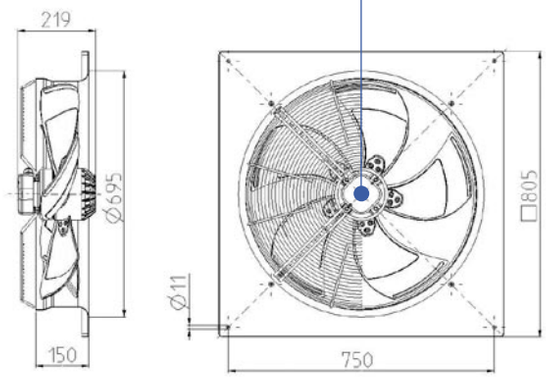

Weight:
23,3 kg

Fan with guard grill

Airflow Direction

Direction	Type:	Code:
»S«	R13R-6330HA-12T2-7051	0313-4-1041
»B«	R13R-6330HP-12T2-7051	

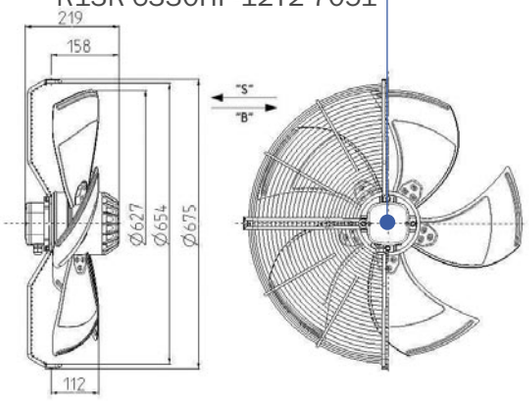

Weight:
14,5 kg

Fan without guard grill

Airflow Direction

Direction	Type:	Code:
»S«	R13E-6330HA-12T2-7051	0313-4-1044
»B«	R13E-6330HP-12T2-7051	

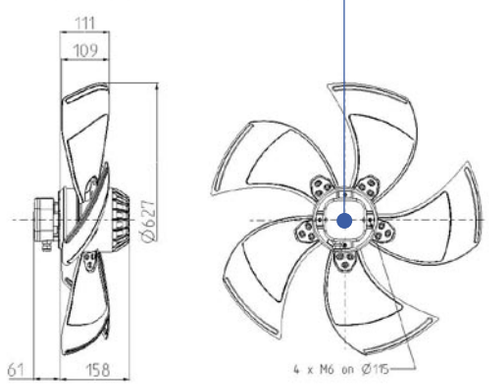

Weight:
10,8 kg

Aerodinamic characteristic:

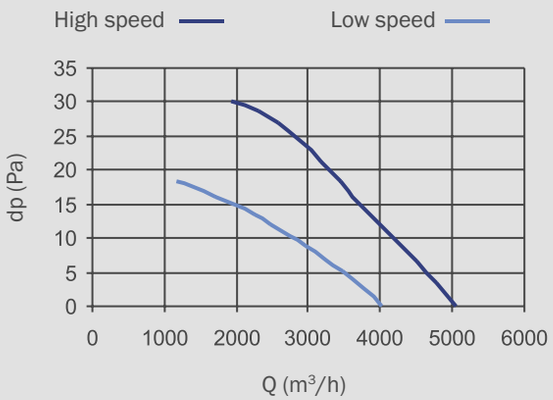

Performance Data:

3~400V D/Y 50Hz
P_1 = 112 / 58W
n = 430 / 330min^{-1}
I = 0,33 / 0,13A
t_R = 70°C
Lwa = 63 / 53dB(A)
Connection: terminal box
Ins.Cl. F
IP54

Notes:

Fan characteristic measured in full bell mouth with guard grill

R18_-6330H_-4T2-X003

Fan with wall plate

Airflow Direction »S«

Type: R18P-6330HA-4T2-X003

Code: 0318-4-0020

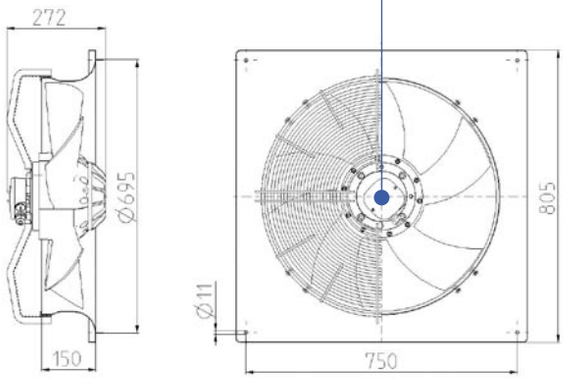

Weight: 39 kg

Diameter: 630 mm

Fan with guard grill

Airflow Direction »S«

Type: R18R-6330HA-4T2-X003

Code: 0318-4-0014

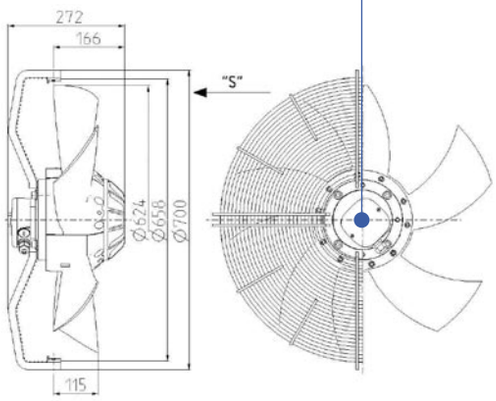

Weight: 30,5 kg

Aerodinamic characteristic:

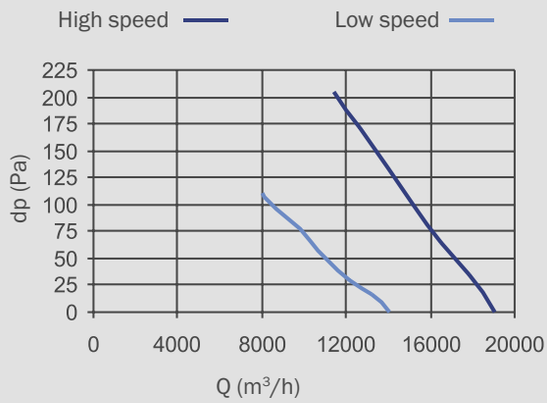

Fan without guard grill

Airflow Direction »S«

Type: R18E-6330HA-4T2-X003

Code: 0318-4-0010

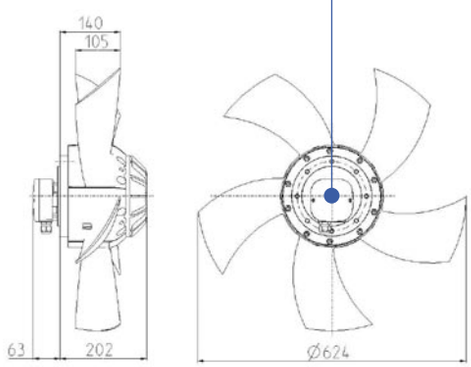

Weight: 26 kg

Performance Data:

3~400V D/Y 50Hz
P_1 = 2,35 / 1,37kW
n = 1360 / 1000min^{-1}
I = 4,65 / 2,75A
t_R = 55°C
Lwa = 89 / 83dB(A)
Connection: terminal box
Ins.Cl. F
IP54

Notes:

Fan characteristic measured in full bell mouth with guard grill

R18_-7130H_-6T2-7502

Diameter: 710 mm

Fan with wall plate

Airflow Direction »S«

Type: R18P-7130HA-6T2-7502

Code: 0318-4-0003

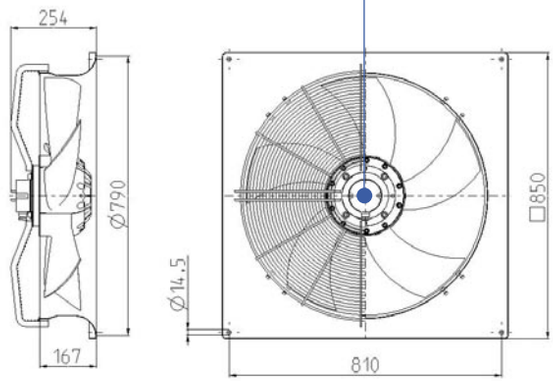

Weight: 34,9 kg

Fan with guard grill

Airflow Direction »S«

Type: R18R-7130HA-6T2-7502

Code: 0318-4-0007

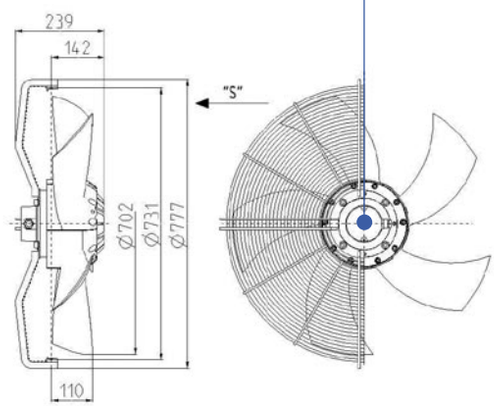

Weight: 27,2 kg

Fan without guard grill

Airflow Direction »S«

Type: R18E-7130HA-6T2-7502

Code: 0318-4-0016

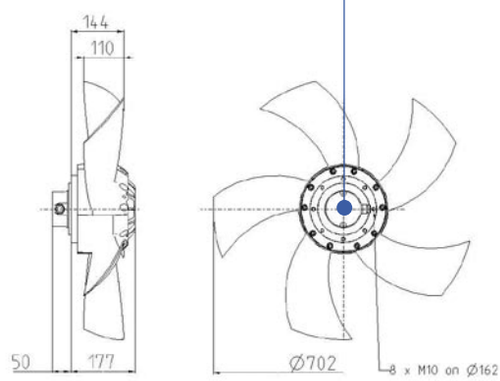

Weight: 22 kg

Aerodinamic characteristic:

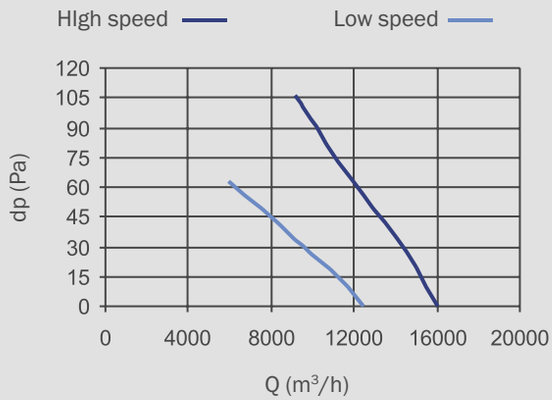

Performance Data:

3~400V D/Y 50Hz
P_1 = 0,99 / 0,65kW
n = 870 / 620min^{-1}
I = 1,9 / 1,2A
t_R = 60°C
Lwa = 78 / 74dB(A)
Connection: terminal box
Ins.Cl. F
IP54

Notes:

Fan characteristic measured in full bell mouth with guard grill

R18_-8030H_-6T2-X004

Fan with wall plate

Airflow Direction »S«

Type: R18P-8030HA-6T2-X004

Code: 0318-4-0028

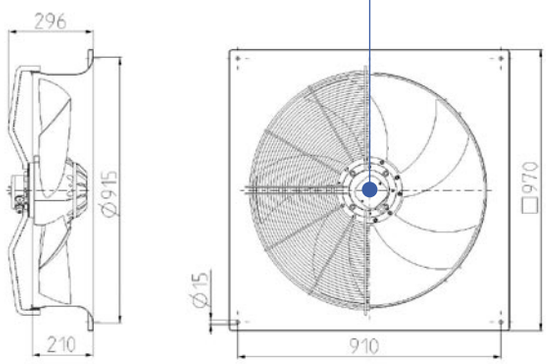

Weight: 45,7 kg

Diameter: 800 mm

Fan with guard grill

Airflow Direction »S«

Type: R18R-8030HA-6T2-X004

Code: 0318-4-0026

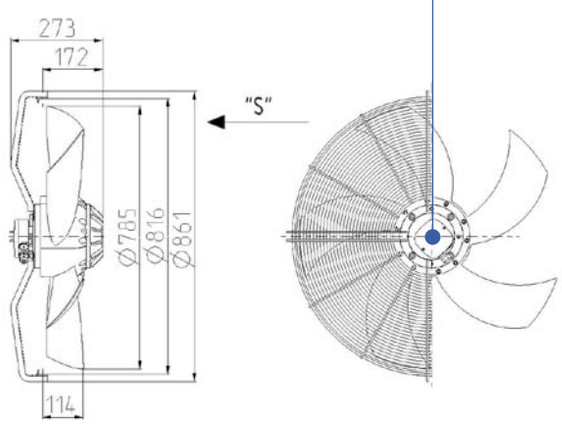

Weight: 32,8 kg

Aerodinamic characteristic:

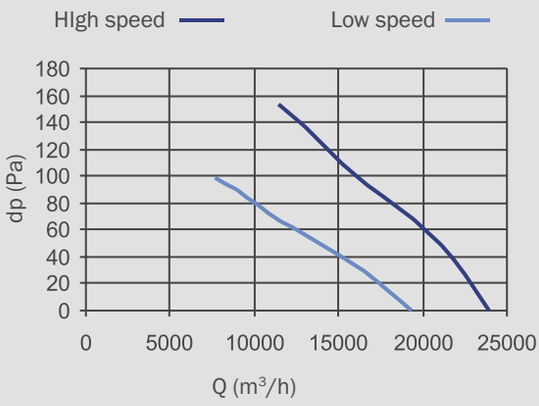

Fan without guard grill

Airflow Direction »S«

Type: R18E-8030HA-6T2-X004

Code: 0318-4-0029

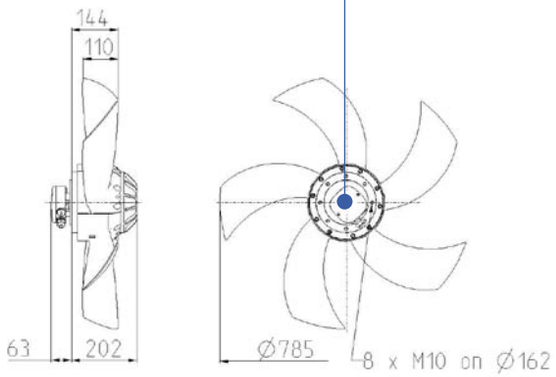

Weight: 27 kg

Performance Data:

3~400V D/Y 50Hz
P_1 = 1,56 / 1,05kW
n = 900 / 700min^{-1}
I = 3,5 / 2,0A
t_R = 60°C
Lwa = 82 / 77dB(A)
Connection: terminal box
Ins.Cl. F
IP54

Notes:

Fan characteristic measured in full bell mouth with guard grill

R18_-8030H_-6T2-X001

Diameter: 800 mm

Fan with wall plate

Airflow Direction »S«

Type: R18P-8030HA-6T2-X001

Code: 0318-4-0001

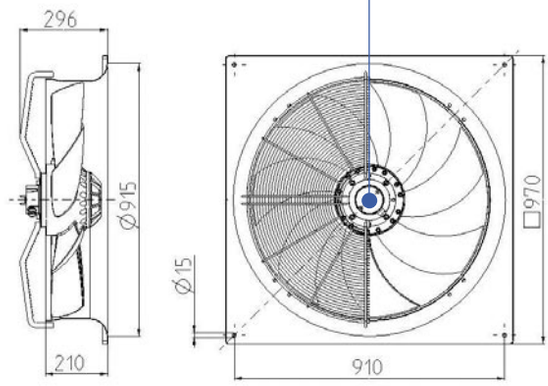

Weight: 47,7 kg

Fan with guard grill

Airflow Direction »S«

Type: R18R-8030HA-6T2-X001

Code: 0318-4-0005

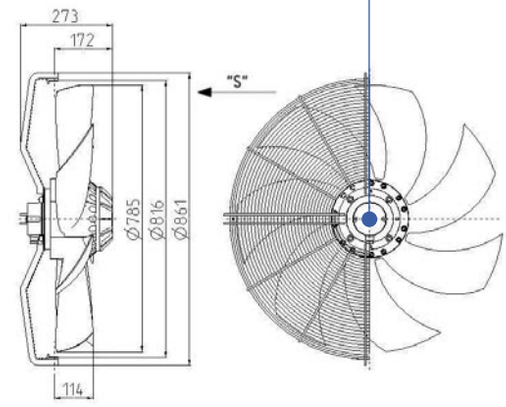

Weight: 34,8 kg

Fan without guard grill

Airflow Direction »S«

Type: R18E-8030HA-6T2-X001

Code: 0318-4-0009

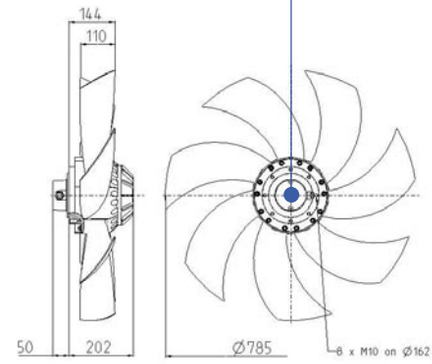

Weight: 29 kg

Aerodinamic characteristic:

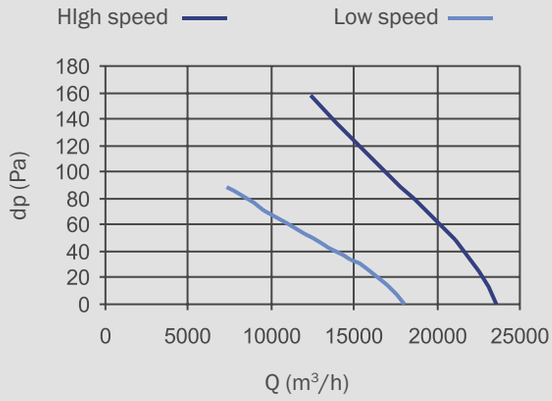

Performance Data:

3~400V D/Y 50Hz
P_1 = 2,0 / 1,05kW
n = 890 / 630min^{-1}
I = 4,0 / 2,3A
t_R = 50°C
Lwa = 81 / 75dB(A)
Connection: terminal box
Ins.Cl. F
IP54

Notes:

Fan characteristic measured in full bell mouth with guard grill

R18_-8030H_-8T2-X000

Fan with wall plate

Airflow Direction »S«

Type: R18P-8030HA-8T2-X000

Code: 0318-4-0000

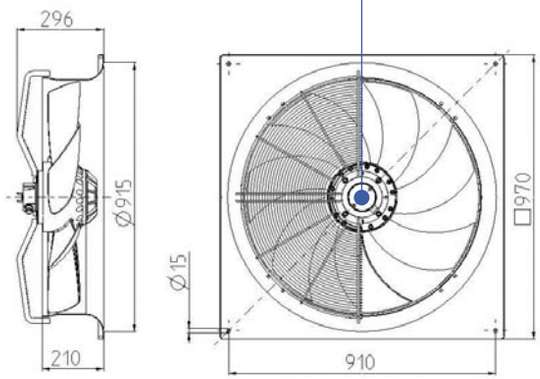

Diameter: 800 mm

Weight: 47,7 kg

Fan with guard grill

Airflow Direction »S«

Type: R18R-8030HA-8T2-X000

Code: 0318-4-0004

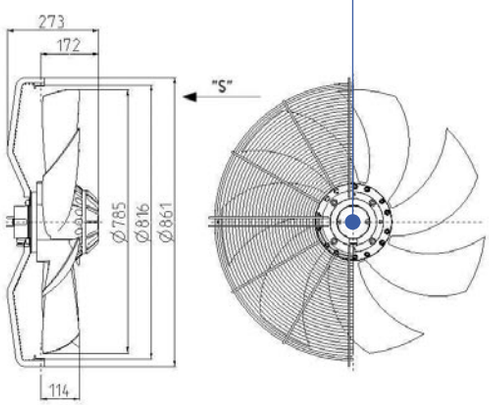

Weight: 34,8 kg

Aerodinamic characteristic:

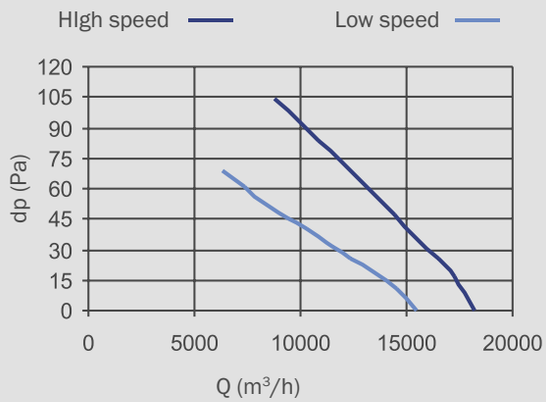

Fan without guard grill

Airflow Direction »S«

Type: R18E-8030HA-8T2-X000

Code: 0318-4-0008

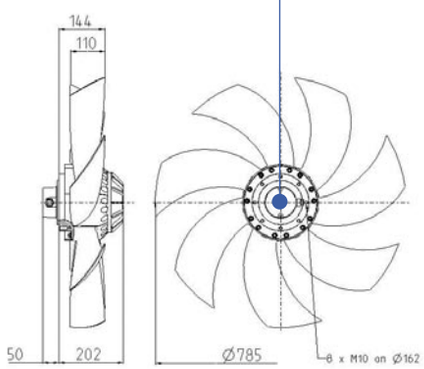

Weight: 29 kg

Performance Data:

3~400V D/Y 50Hz
P_1 = 0,92 / 0,60kW
n = 680 / 560min^{-1}
I = 2,3 / 1,15A
t_R = 60°C
Lwa = 77 / 69,5dB(A)
Connection: terminal box
Ins.Cl. F
IP54

Notes:

Fan characteristic measured in full bell mouth with guard grill

R18_-8030H_-12T2-7505

Diameter: 800 mm

Fan with wall plate

Airflow Direction »S«

Type: R18P-8030HA-12T2-7505

Code: 0318-4-0032

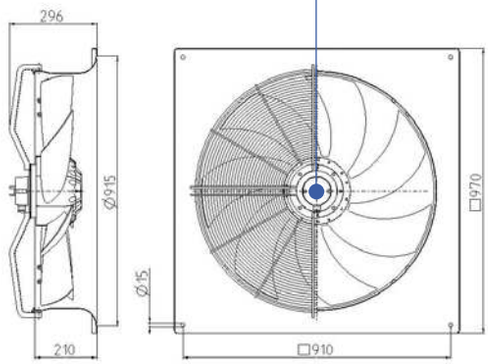

Weight: 47,7 kg

Fan with guard grill

Airflow Direction »S«

Type: R18R-8030HA-12T2-7505

Code: 0318-4-0017

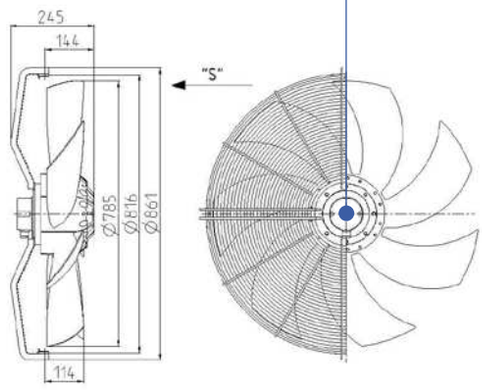

Weight: 34,8 kg

Fan without guard grill

Airflow Direction »S«

Type: R18E-8030HA-12T2-7505

Code: 0318-4-0033

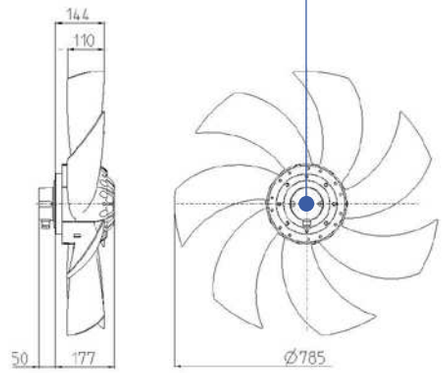

Weight: 29 kg

Aerodinamic characteristic:

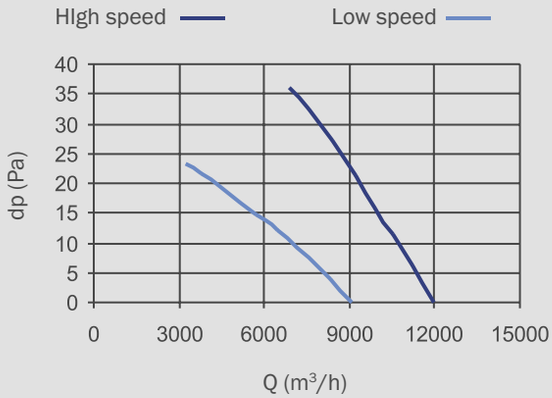

Performance Data:

3~400V D/Y 50Hz
P_1 = 370 / 170W
n = 450 / 320min^{-1}
I = 1,2 / 0,5A
t_R = 70°C
Lwa = 66 / 58dB(A)
Connection: terminal box
Ins.Cl. F
IP54

Notes:

Fan characteristic measured in full bell mouth with guard grill

HEF Axial Fans

Example of type key for Axial fans with plastic blades

R11R-40LPS-4M2-3806

R11	External rotor motor type (R09, R11, R13, R18)
R	Acessory type (E-without guard grill, R-with guard grill, P-with guard grill and wall plate)
40	Fan diameter x 10 (exact diameters are stated in drawings)
LP	Type of plastic blades (LP, EP, KP)
S	Airflow direction (S/A - sucking, B/P - blowing)
4	Number of poles
M	Number of phases (M-single phase, T-three phase)
2	Number of speeds
38	Motor stack height
06	Electrical design

Axial Fans With Plastic Blades

R11_-40LP_-4M-5150

Diameter: 400 mm

Fan with wall plate

Airflow Direction	Type:
»S«	R11P-40LPS-4M-5150
»B«	R11P-40LPB-4M-5150

Available on request

Fan with guard grill

Airflow Direction	Type:	Code:
»S«	R11R-40LPS-4M-5150	0311-4-0313
»B«	R11R-40LPB-4M-5150	

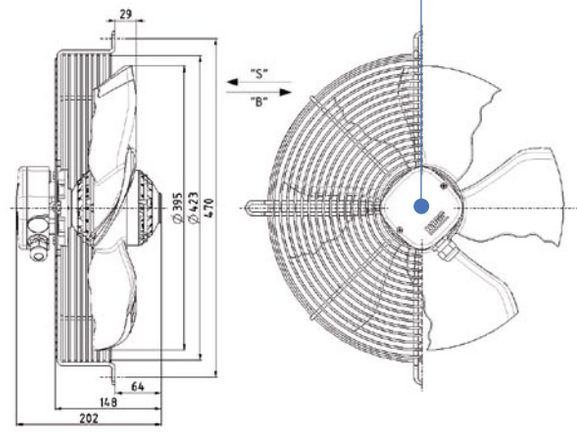

Weight:
6 kg

Fan without guard grill

Airflow Direction	Type:
»S«	R11E-40LPS-4M-5150
»B«	R11E-40LPB-4M-5150

Available on request

Aerodinamic characteristic:

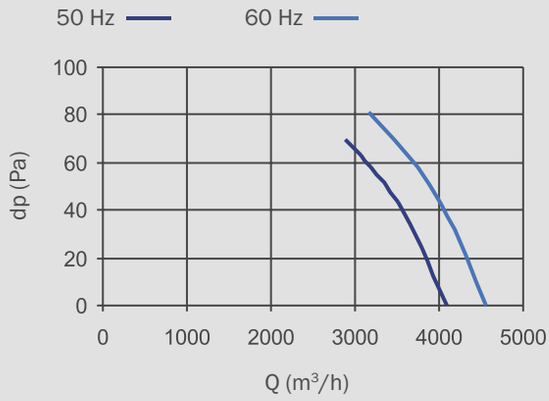

Performance Data:
1~230V 50/60Hz
P1 = 190/260W
n = 1310/1450min^{-1}
I = 0,85/1,10A
t_R = 60°C
Lwa = 73/76dB(A)
C = 6,3uF / 450V
Connection: terminal box
Ins.Cl. F
IP44

Notes:
Fan characteristic measured in short bell mouth with guard grill

R11_-42LP_-4M-5150

Diameter: 420 mm

Fan with wall plate

Airflow Direction	Type:
»S«	R11P-42LPS-4M-5150
»B«	R11P-42LPB-4M-5150

Available on request

Fan with guard grill

Airflow Direction	Type:	Code:
»S«	R11R-42LPS-4M-5150	0311-4-0312
»B«	R11R-42LPB-4M-5150	

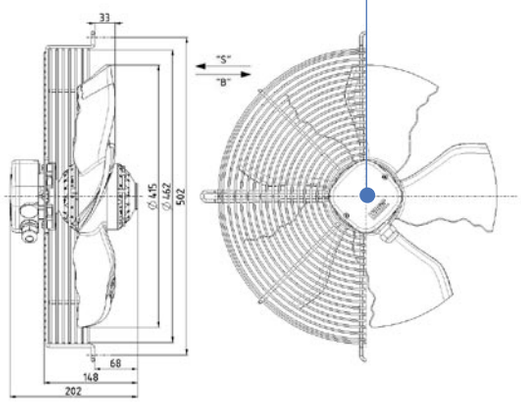

Weight:
6,1 kg

Fan without guard grill

Airflow Direction	Type:
»S«	R11E-42LPS-4M-5150
»B«	R11E-42LPB-4M-5150

Available on request

Aerodinamic characteristic:

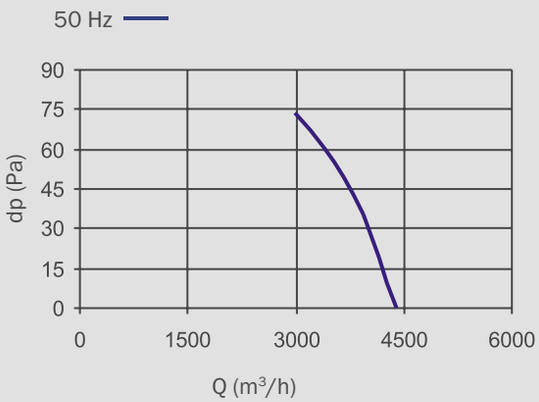

Performance Data:
1~230V 50Hz
P1 = 220W
n = 1280min^{-1}
I = 1,0A
t_R =60°C
Lwa = 76dB(A)
C = 6,3uF / 450V
Connection: terminal box
Ins.Cl. F
IP44

Notes:
Fan characteristic measured in short bell mouth with guard grill

R11_-45LP_-4M-5150

Diameter: 450 mm

Fan with wall plate

Airflow Direction	Type:
»S«	R11P-45LPS-4M-5150
»B«	R11P-45LPB-4M-5150

Available on request

Fan with guard grill

Airflow Direction	Type:	Code:
»S«	R11R-45LPS-4M-5150	0313-4-0314
»B«	R11R-45LPB-4M-5150	

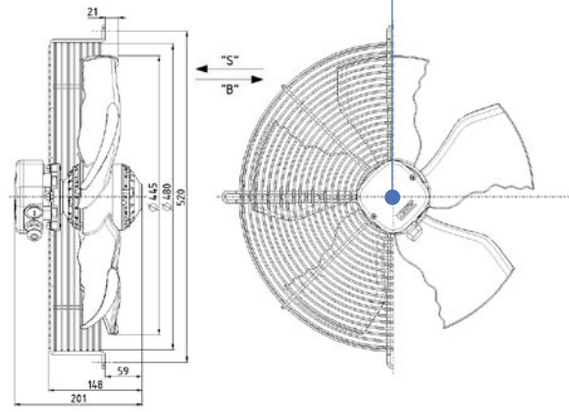

Weight:
6,4 kg

Fan without guard grill

Airflow Direction	Type:
»S«	R11E-45LPS-4M-5150
»B«	R11E-45LPB-4M-5150

Available on request

Aerodinamic characteristic:

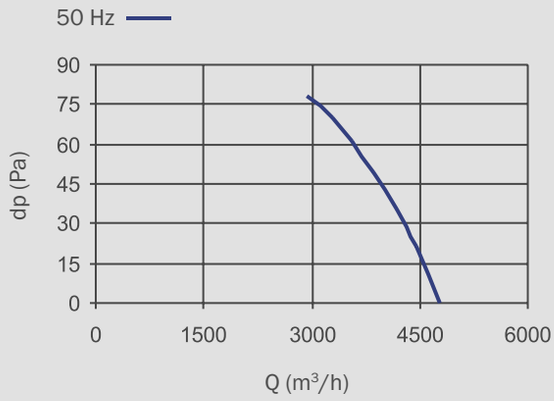

Performance Data:
1~230V 50Hz
P_1 = 240W
n = 1230min^{-1}
I = 1,1A
t_R =50°C
Lwa = 78dB(A)
C = 6,3uF / 450V
Connection: terminal box
Ins.Cl. F
IP44

Notes:
Fan characteristic measured in short bell mouth with guard grill

Fan with wall plate

Airflow Direction	Type:
»S«	R11P-45LPS-6M-5105
»B«	R11P-45LPB-6M-5105

Available on request

R11_-45LP_-6M-5105

Diameter: 450 mm

Fan with guard grill

Airflow Direction	Type:	Code:
»S«	R11R-45LPS-6M-5105	0311-4-0300
»B«	R11R-45LPB-6M-5105	

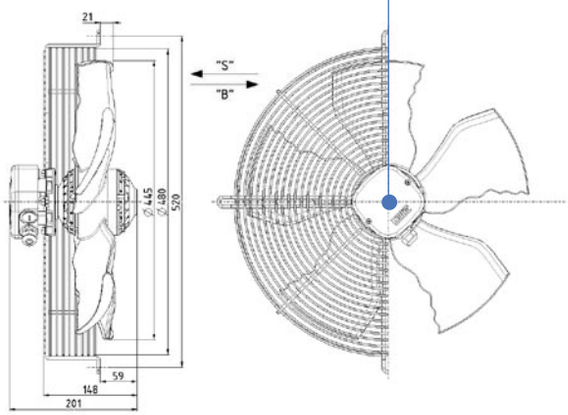

Weight:
6,4 kg

Fan without guard grill

Airflow Direction	Type:
»S«	R11E-45LPS-6M-5105
»B«	R11E-45LPB-6M-5105

Available on request

Aerodinamic characteristic:

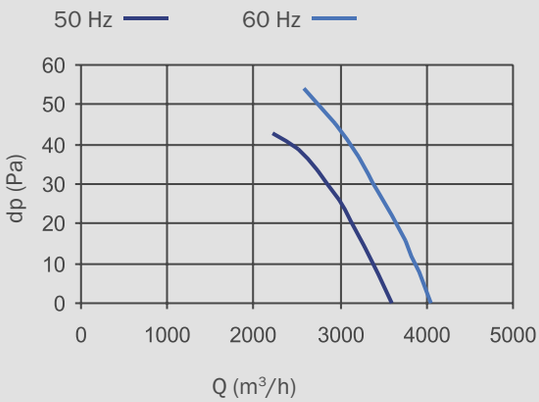

Performance Data:

1~230V 50/60Hz
P_1 = 125/165W
n = 900/1020min^{-1}
I = 0,55/0,70A
t_R = 50°C
Lwa = 67 / 70 dB(A)
C = 5uF / 450V
Connection: terminal box
Ins.Cl. F
IP44

Notes:

Fan characteristic measured in short bell mouth with guard grill

R11_-35KP_-4M-3808

Diameter: 350 mm

Fan with wall plate

Airflow Direction	Type:
»S«	R11P-35KPA-4M-3808
»B«	R11P-35KPP-4M-3808

Available on request

Fan with guard grill

Airflow Direction	Type:	Code:
»S«	R11R-35KPA-4M-3808	0311-4-0243
»B«	R11R-35KPP-4M-3808	

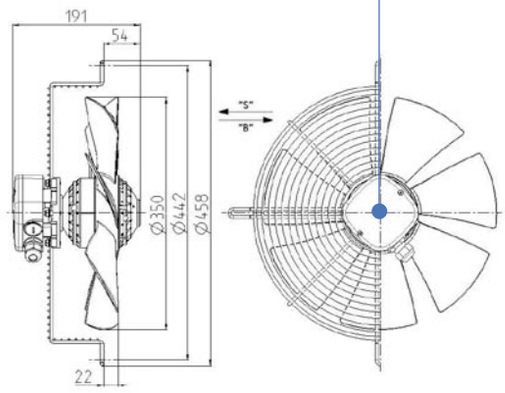

Weight:
5,5 kg

Fan without guard grill

Airflow Direction	Type:
»S«	R11E-35KPA-4M-3808
»B«	R11E-35KPP-4M-3808

Available on request

Aerodinamic characteristic:

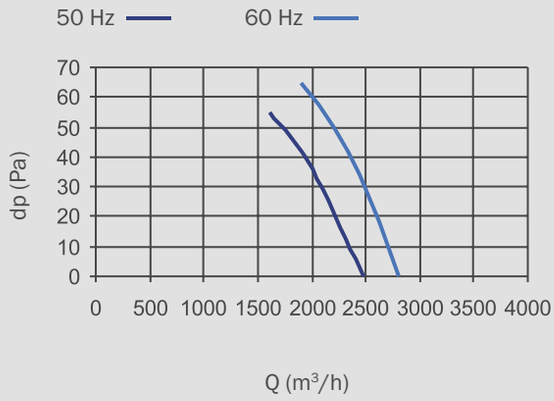

Performance Data:
1~230V 50/60Hz
P_1 = 88 / 125W
n = 1380 / 1560min^{-1}
I = 0,39 / 0,56A
t_R = 55°C
Lwa = 65 / 69dB(A)
C = 4uF / 450V
Connection: terminal box
Ins.Cl. F
IP54

Notes:
Fan characteristic measured in short bell mouth with guard grill

R11_-40EPA-6M-3806

Diameter: 400 mm

Fan with wall plate

Airflow Direction	Type:
»S«	R11P-40EPA-6M-3806
»B«	R11P-40EPP-6M-3806

Available on request

Fan with guard grill

Airflow Direction	Type:	Code:
»S«	R11R-40EPA-6M-3806	0311-4-0108
»B«	R11R-40EPP-6M-3806	

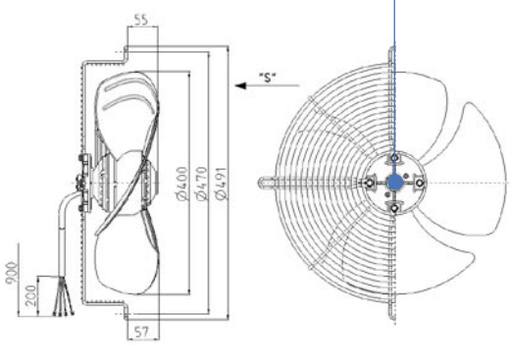

Weight:
5,7 kg

Fan without guard grill

Airflow Direction	Type:
»S«	R11E-40EPA-6M-3806
»B«	R11E-40EPP-6M-3806

Available on request

Aerodinamic characteristic:

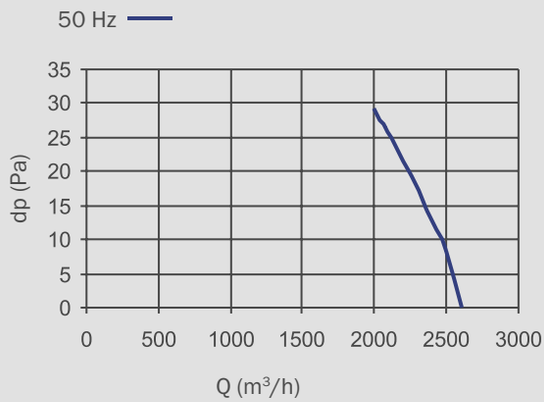

Performance Data:

1~230V 50Hz
P_1 = 77W
n = 895min^{-1}
I = 0,33A
t_R = 50°C
Lwa = 64dB(A)
C = 3,15uF / 450V
Connection: cable
Ins.Cl. F
IP44

Notes:

Fan characteristic measured in short bell mouth with guard grill

R11_-45EPA-6M-5105

Diameter: 450 mm

Fan with wall plate

Airflow Direction	Type:
»S«	R11P-45EPA-6M-5105
»B«	R11P-45EPP-6M-5105

Available on request

Fan with guard grill

Airflow Direction	Type:	Code:
»S«	R11R-45EPA-6M-5105	0311-4-0111
»B«	R11R-45EPP-6M-5105	

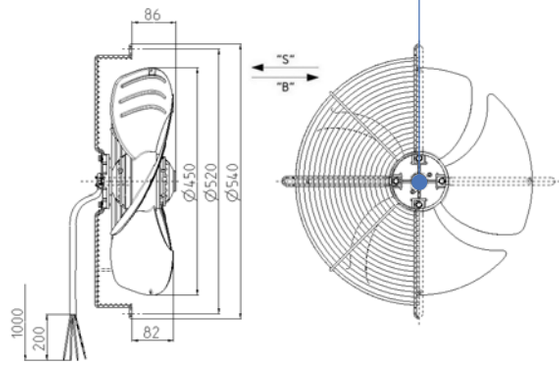

Weight:
6,2 kg

Fan without guard grill

Airflow Direction	Type:
»S«	R11E-45EPA-6M-5105
»B«	R11E-45EPP-6M-5105

Available on request

Aerodinamic characteristic:

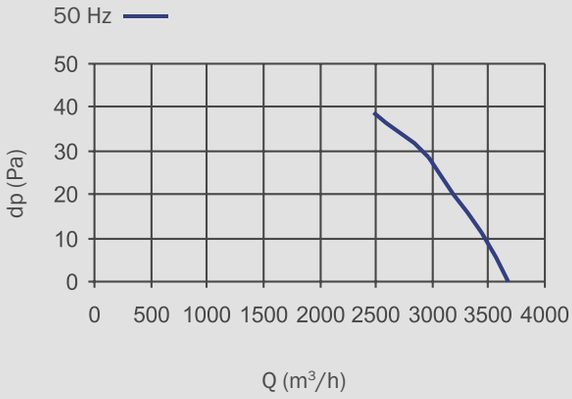

Performance Data:
1~230V 50Hz
P_1 = 125W
n = 850min^{-1}
I = 0,54A
t_R = 50°C
Lwa = 68dB(A)
C = 5uF / 450V
Connection: cable
Ins.Cl. F
IP44

Notes:
Fan characteristic measured in short bell mouth with guard grill

Axial Fans With Plastic Blades

Type key for Axial fans (example)

R09R-3532A-4T2-4200

R09	External rotor motor type (R09, R11, R13, R18)
R	Acessory type (E-without guard grill, R-with guard grill, P-with guard grill and wall plate)
35	Fan diameter x 10 (exact diameters are stated in drawings)
32	Blade angle
A	Airflow direction (A-sucking, P-blowing)
4	Number of poles
T	Number of phases (M-single phase, T-three phase)
2	Number of speeds
42	Motor stack height
00	Electrical design



Axial Fans

R09_-2025_-2M-1511

Diameter: 200 mm

Fan with wall plate

Airflow Direction

Direction	Type:
»S«	R09P-2025A-2M-1511
»B«	R09P-2025P-2M-1511

Available on request

Aerodinamic characteristic:

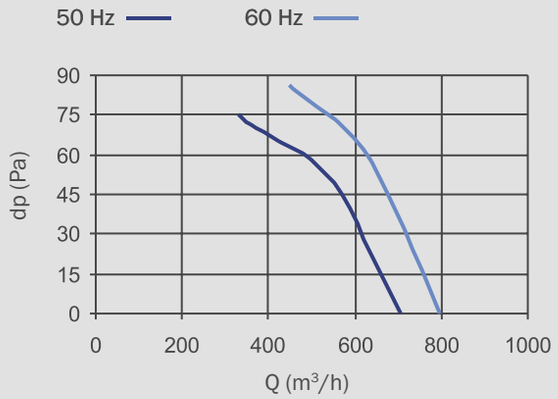

Fan with guard grill

Airflow Direction

Direction	Type:	Code:
»S«	R09R-2025A-2M-1511	0309-4-0190
»B«	R09R-2025P-2M-1511	0309-4-0214

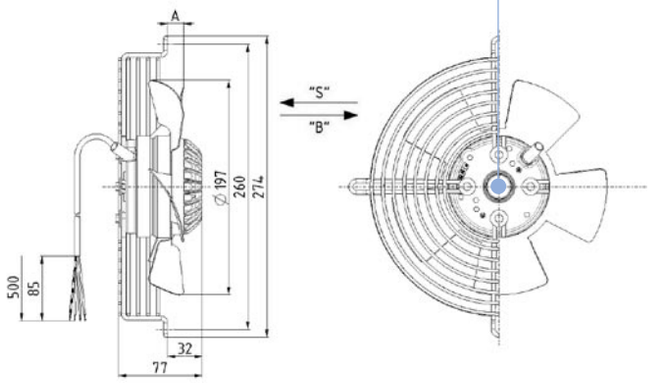

»S« Dimension A = 13 mm
»B« Dimension A = 47 mm

Weight:
1,6 kg

Fan without guard grill

Airflow Direction

Direction	Type:
»S«	R09E-2025A-2M-1511
»B«	R09E-2025P-2M-1511

Available on request

Performance Data:

1~230V 50/60Hz
P_1 = 45 / 55W
n = 2580 / 2850min^{-1}
I = 0,21 / 0,24A
t_R = 70°C
Lwa = 65,7/ 69dB(A)
C = 1,5uF / 450V
Connection: cable
Ins.Cl. F
IP44

Notes:

Fan characteristic measured in full bell mouth with guard grill

Fan with wall plate

Airflow Direction | **Type:**
»S« R09P-2025A-4M-2516
»B« R09P-2025P-4M-2516

Available on request

R09_-2025_-4M-2516

Diameter: 200 mm

Fan with guard grill

Airflow Direction | **Type:** | **Code:**
»S« R09R-2025A-4M-2516 0309-4-0213
»B« R09R-2025P-4M-2516 0309-4-0215

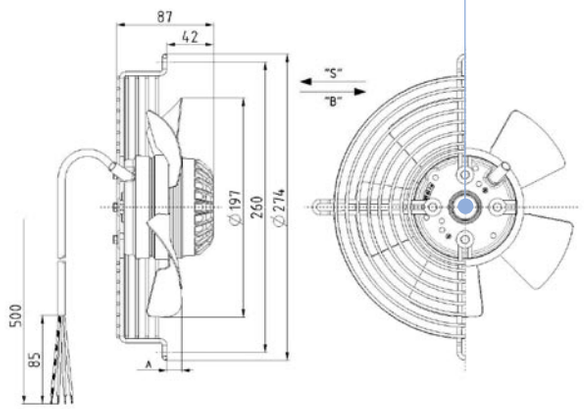

»S« Dimension A = 13 mm
»B« Dimension A = 47 mm

Weight:
1,9 kg

Fan without guard grill

Airflow Direction | **Type:**
»S« R09E-2025A-4M-2516
»B« R09E-2025P-4M-2516

Available on request

Aerodinamic characteristic:

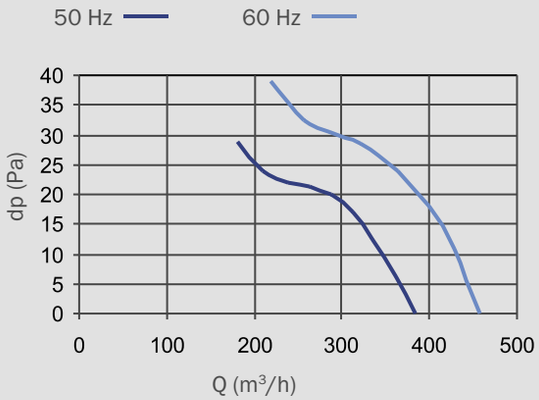

Performance Data:

1~230V 50/60Hz
P_1 = 30 / 38W
n = 1430 / 1680min^{-1}
I = 0,14 / 0,17A
t_R = 65°C
Lwa = 52 / 54dB(A)
C = 1,5uF / 450V
Connection: cable
Ins.Cl. F
IP44

Notes:

Fan characteristic measured in full bell mouth with guard grill

R09_-2525P-2M-3510

Diameter: 250 mm

Fan with wall plate

Airflow Direction	Type:
»S«	R09P-2525A-2M-3510
»B«	R09P-2525P-2M-3510

Available on request

Aerodinamic characteristic:

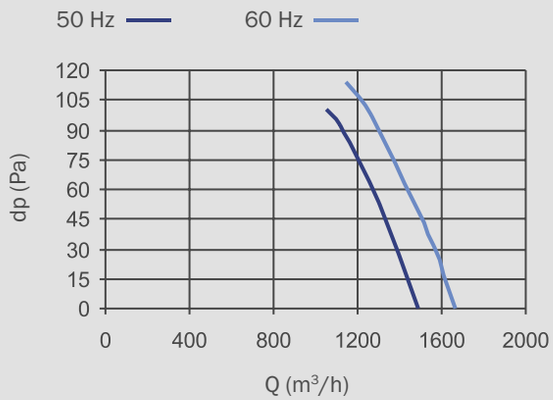

Fan with guard grill

Airflow Direction	Type:	Code:
»S«	R09R-2525A-2M-3510	0309-4-0198
»B«	R09R-2525P-2M-3510	0309-4-0216

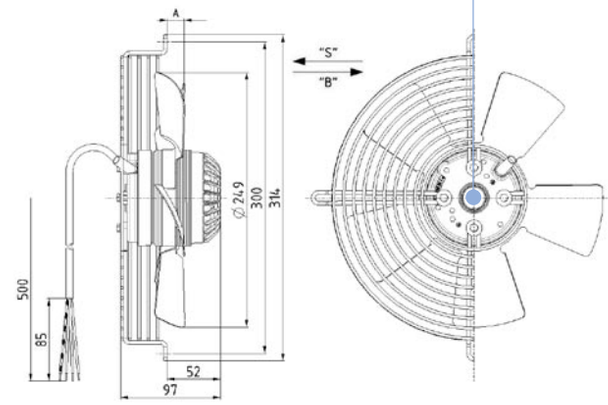

»S« Dimension A = 12 mm
»B« Dimension A = 48 mm

Weight:
2,5 kg

Fan without guard grill

Airflow Direction	Type:
»S«	R09E-2525A-2M-3510
»B«	R09E-2525P-2M-3510

Available on request

Performance Data:

1~230V 50/60Hz
P_1 = 95 / 130W
n = 2700 / 2950min^{-1}
I = 0,44 / 0,58A
t_R = 50°C
Lwa = 71,5/ 73dB(A)
C = 4uF / 450V
Connection: cable
Ins.Cl. F
IP44

Notes:

Fan characteristic measured in full bell mouth with guard grill

Fan with wall plate

Airflow Direction | **Type:**
»S« R09P-2525A-4M-2516
»B« R09P-2525P-4M-2516

Available on request

R09_-2525_-4M-2516

Diameter: 250 mm

Fan with guard grill

Airflow Direction | **Type:** | **Code:**
»S« R09R-2525A-4M-2516 0309-4-0199
»B« R09P-2525P-4M-2516 0309-4-0217

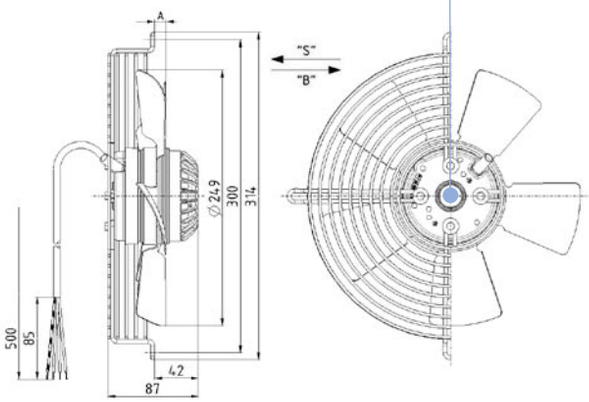

»S« Dimension A = 12 mm
»B« Dimension A = 48 mm

Weight:
2,1 kg

Fan without guard grill

Airflow Direction | **Type:**
»S« R09E-2525A-4M-2516
»B« R09E-2525P-4M-2516

Available on request

Aerodinamic characteristic:

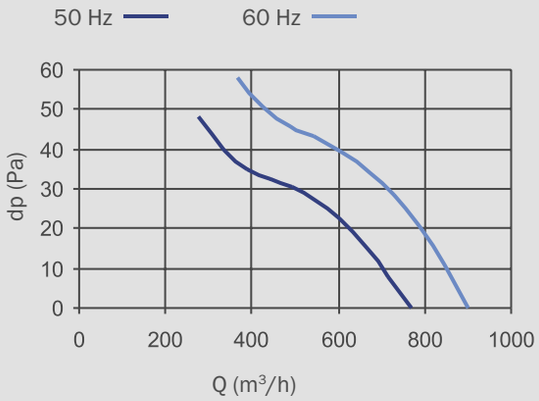

Performance Data:
1~230V 50/60Hz
P_1 = 35 / 44W
n = 1430 / 1680min^{-1}
I = 0,16 / 0,18A
t_R = 70°C
Lwa = 58,5/ 61dB(A)
C = 1,5uF / 450V
Connection: cable
Ins.Cl. F
IP44

Notes:
Fan characteristic measured in full bell mouth with guard grill

R09_-2525_-6M-2515

Fan with wall plate

Airflow Direction	Type:
»S«	R09P-2525A-6M-2515
»B«	R09P-2525P-6M-2515

Available on request

Diameter: 250 mm

Aerodinamic characteristic:

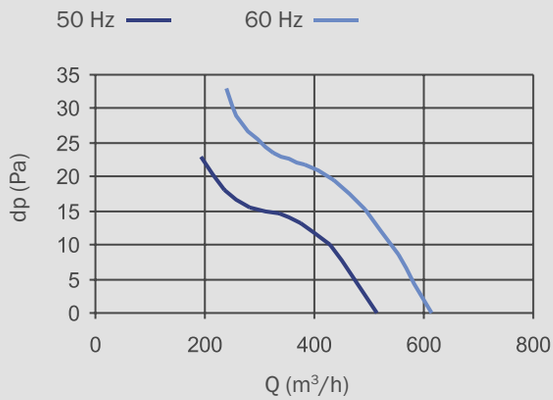

Performance Data:

1~230V 50/60Hz
P_1 = 36 / 41W
n = 980 / 1160min^{-1}
I = 0,16 / 0,18A
t_R = 55 °C
Lwa = 43,7/ 45dB(A)
C = 1,5uF / 450V
Connection: cable
Ins.Cl. F
IP44

Notes:

Fan characteristic measured in full bell mouth with guard grill

Fan with guard grill

Airflow Direction	Type:	Code:
»S«	R09R-2525A-6M-2515	0309-4-0191
»B«	R09R-2525P-6M-2515	0309-4-0218

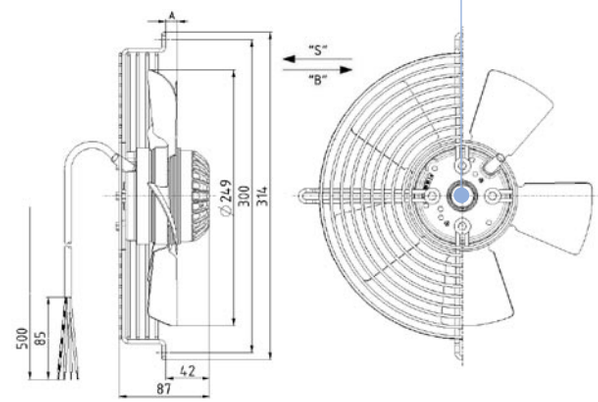

»S« Dimension A = 12 mm
»B« Dimension A = 48 mm

Weight:
2,1 kg

Fan without guard grill

Airflow Direction	Type:
»S«	R09E-2525A-6M-2515
»B«	R09E-2525P-6M-2515

Available on request

Fan with wall plate

Airflow Direction | **Type:**
»S« R09P-2528A-4M-2516
»B« R09P-2528P-4M-2516

Available on request

R09_-2528_-4M-2516

Diameter: 250 mm

Fan with guard grill

Airflow Direction | **Type:** | **Code:**
»S« R09R-2528A-4M-2516 0309-4-0211
»B« R09R-2528P-4M-2516 0309-4-0261

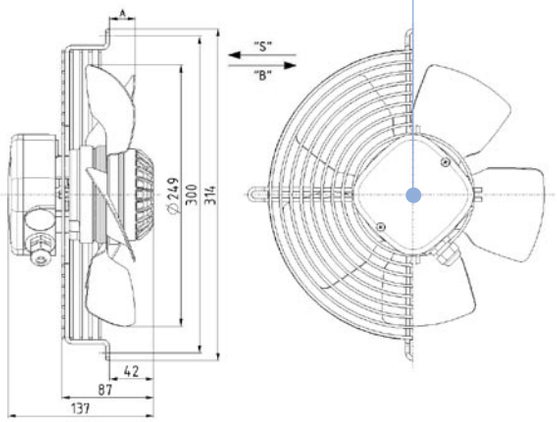

»S« Dimension A = 27 mm
»B« Dimension A = 27 mm

Weight:
3,4 kg

Fan without guard grill

Airflow Direction | **Type:**
»S« R09E-2528A-4M-2516
»B« R09E-2528P-4M-2516

Available on request

Aerodinamic characteristic:

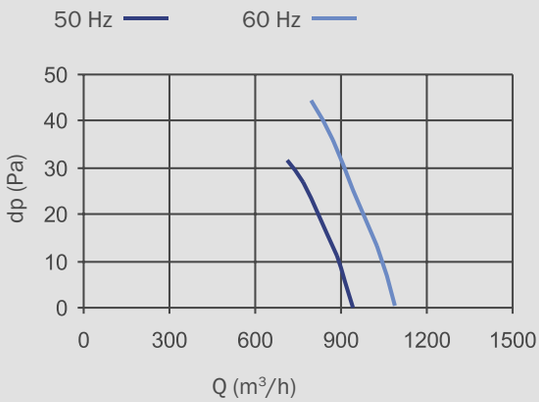

Performance Data:
1~230V 50/60Hz
P_1 =40 / 52W
n = 1360 / 1550min^{-1}
I = 0,17 / 0,22A
t_R = 70°C
Lwa = 60 / 62,5dB(A)
C = 1,5uF / 450V
Connection: terminal box
Ins.Cl. F
IP54

Notes:
Fan characteristic measured in short bell mouth with guard grill

R09_-3028_-4M-3509

Diameter: 300 mm

Fan with wall plate

Airflow Direction	Type:
»S«	R09P-3028A-4M-3509
»B«	R09P-3028P-4M-3509

Available on request

Fan with guard grill

Airflow Direction	Type:	Code:
»S«	R09R-3028A-4M-3509	0309-4-0100
»B«	R09R-3028P-4M-3509	0309-4-0121

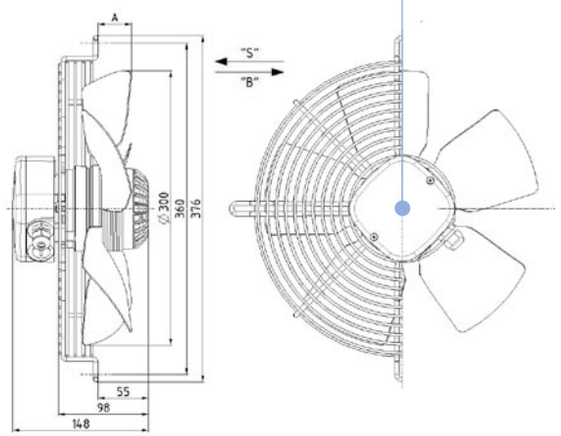

»S« Dimension A = 39 mm
»B« Dimension A = 39 mm

Weight:
3,4 kg

Fan without guard grill

Airflow Direction	Type:
»S«	R09E-3028A-4M-3509
»B«	R09E-3028P-4M-3509

Available on request

Aerodinamic characteristic:

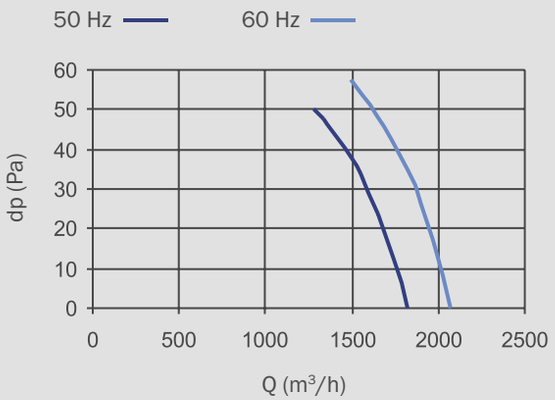

Performance Data:

1~230V 50/60Hz
P_1 = 74 / 92W
n = 1330 / 1470min^{-1}
I = 0,34 / 0,40A
t_R = 50°C
Lwa = 67 / 70dB(A)
C = 2,5uF / 450V
Connection: terminal box
Ins.Cl. F
IP54

Notes:

Fan characteristic measured in short bell mouth with guard grill

Fan with wall plate

Airflow Direction | **Type:**
»S« R09P-3028A-4T-2513
»B« R09P-3028P-4T-2513

Available on request

R09_-3028_-4T-2513

Diameter: 300 mm

Fan with guard grill

Airflow Direction | **Type:** | **Code:**
»S« R09R-3028A-4T-2513 0309-4-0059
»B« R09R-3028P-4T-2513 0309-4-0035

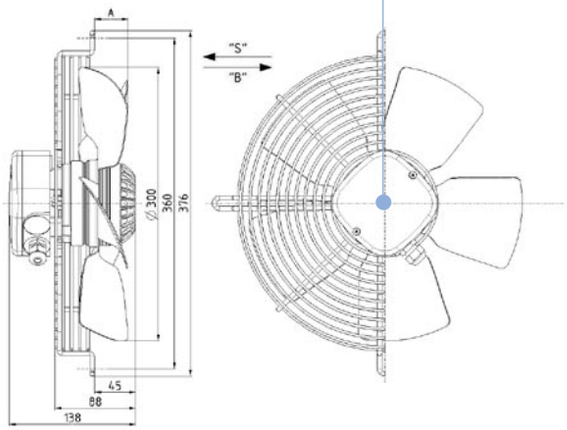

»S« Dimension A = 39 mm
»B« Dimension A = 39 mm

Weight:
3 kg

Fan without guard grill

Airflow Direction | **Type:**
»S« R09E-3028A-4T-2513
»B« R09E-3028P-4T-2513

Available on request

Aerodinamic characteristic:

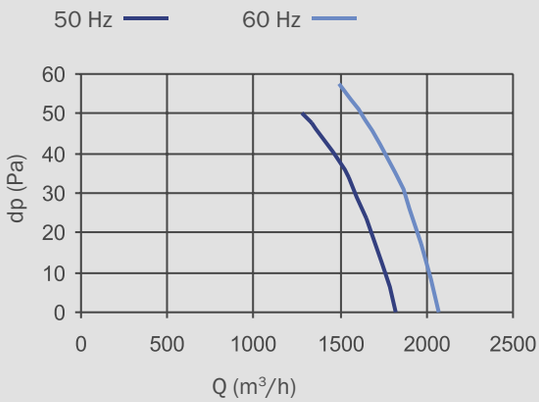

Performance Data:
3~230 / 400V 50/60Hz
P_1 = 72 / 81W
n = 1300 / 1440min^{-1}
I = 0,31 / 0,18A / 0,28 / 0,16A
t_R = 50°C
LWA = 66 / 69dB(A)
Connection: terminal box
Ins.Cl. F
IP54

Notes:
Fan characteristic measured in short bell mouth with guard grill

R09_-3132_-4M-3509

Diameter: 315 mm

Fan with wall plate

Airflow Direction

Type:
R09P-3132A-4M-3509
R09P-3132P-4M-3509

Available on request

Fan with guard grill

Airflow Direction

Type:	Code:
R09R-3132A-4M-3509	0309-4-0048
R09R-3132P-4M-3509	0309-4-0075

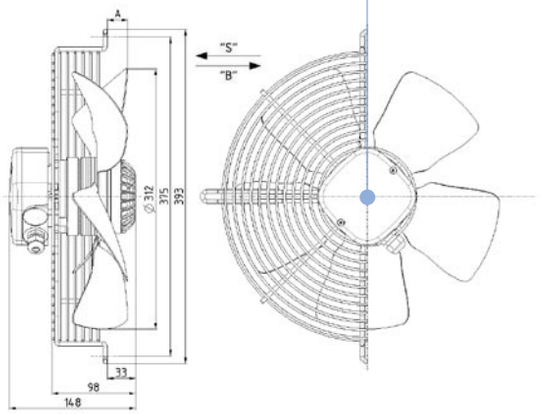

»S« Dimension A = 27 mm
»B« Dimension A = 32 mm

Weight:
3,5 kg

Fan without guard grill

Airflow Direction

Type:
R09E-3132A-4M-3509
R09E-3132P-4M-3509

Available on request

Aerodinamic characteristic:

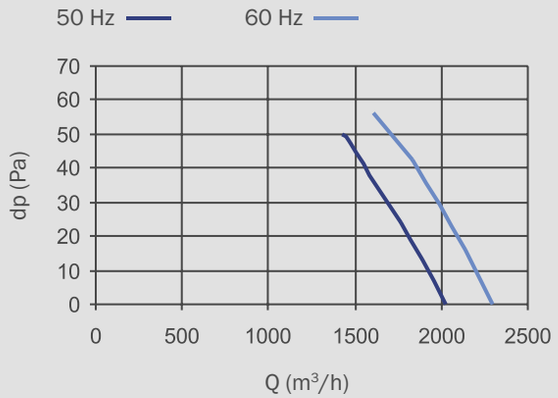

Performance Data:

1~230V 50/60Hz
P_1 = 86 / 117W
n = 1340 / 1490min^{-1}
I = 0,38 / 0,51A
t_R = 55 / 45°C
Lwa = 68 / 72dB(A)
C = 3,15uF / 450V
Connection: terminal box
Ins.Cl. F
IP54

Notes:

Fan characteristic measured in short bell mouth with guard grill

Fan with wall plate

Airflow Direction | **Type:**
»S« R09P-3132A-4T-3524
»B« R09P-3132P-4T-3524

Available on request

R09_-3132_-4T-3524

Diameter: 315 mm

Fan with guard grill

Airflow Direction | **Type:** | **Code:**
»S« R09R-3132A-4T-3524 0309-4-0130
»B« R09R-3132P-4T-3524 0309-4-0091

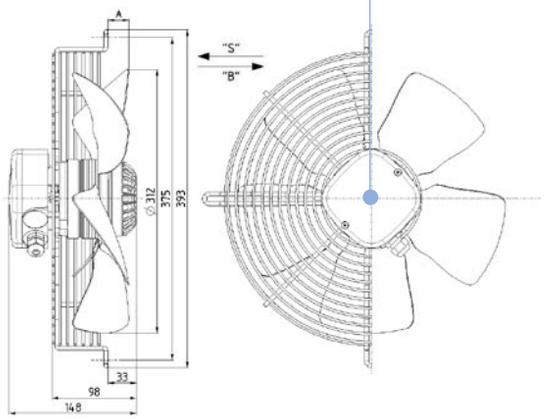

»S« Dimension A = 27 mm
»B« Dimension A = 32 mm

Weight:
4 kg

Fan without guard grill

Airflow Direction | **Type:**
»S« R09E-3132A-4T-3524
»B« R09E-3132P-4T-3524

Available on request

Aerodinamic characteristic:

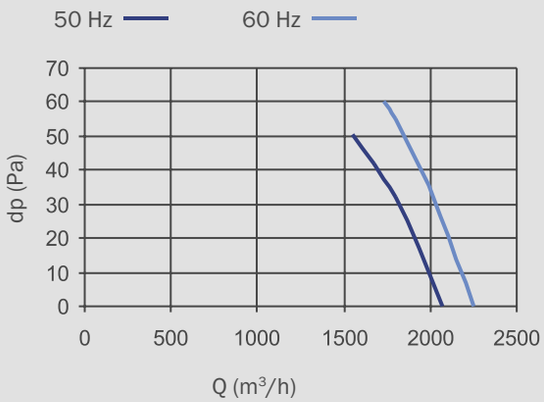

Performance Data:
3~230 / 400V 50/60Hz
P_1 = 80 / 102W
n = 1350 / 1500min^{-1}
I = 0,34 / 0,20A / 0,33 / 0,19A
t_R = 65°C
Lwa = 68 / 72dB(A)
Connection: terminal box
Ins.Cl. F
IP54

Notes:
Fan characteristic measured in short bell mouth with guard grill

R09_-3332_-4M-4228

Fan with wall plate

Airflow Direction	Type:
»S«	R09P-3332A-4M-4228
»B«	R09P-3332P-4M-4228

Available on request

Diameter: 330 mm

Aerodinamic characteristic:

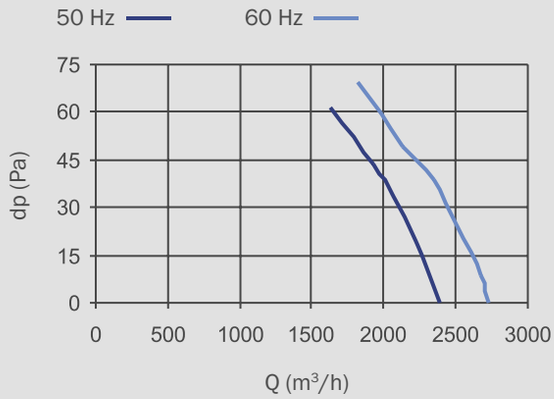

Performance Data:

1~230V 50/60Hz
P_1 =130 / 170W
n = 1330 / 1480min^{-1}
I = 0,58 / 0,78A
t_R = 60°C
Lwa = 70 / 72dB(A)
C = 4uF / 450V
Connection: terminal box
Ins.Cl. F
IP54

Notes:

Fan characteristic measured in short bell mouth with guard grill

Fan with guard grill

Airflow Direction	Type:	Code:
»S«	R09R-3332A-4M-4228	0309-4-0264
»B«	R09R-3332P-4M-4228	0309-4-0265

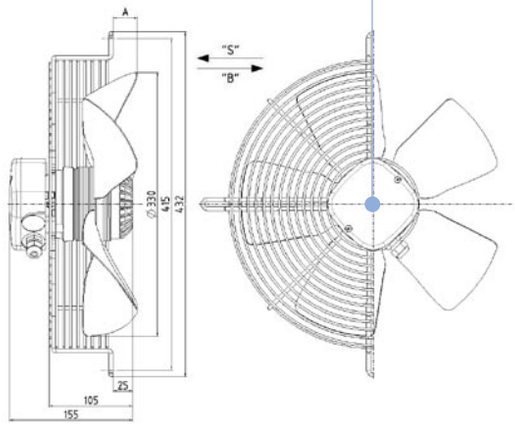

»S« Dimension A = 34 mm
»B« Dimension A = 34 mm

Weight:
3,5 kg

Fan without guard grill

Airflow Direction	Type:
»S«	R09E-3332A-4M-4228
»B«	R09E-3332P-4M-4228

Available on request

R11_-45LP_-4M-5150

Diameter: 450 mm

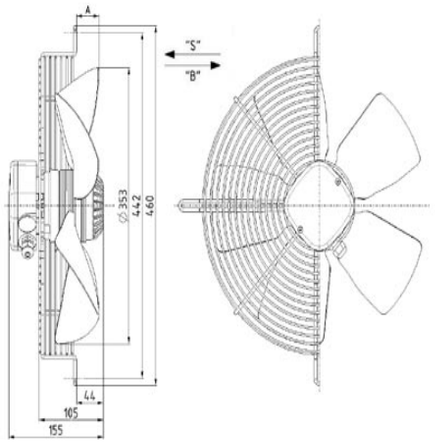

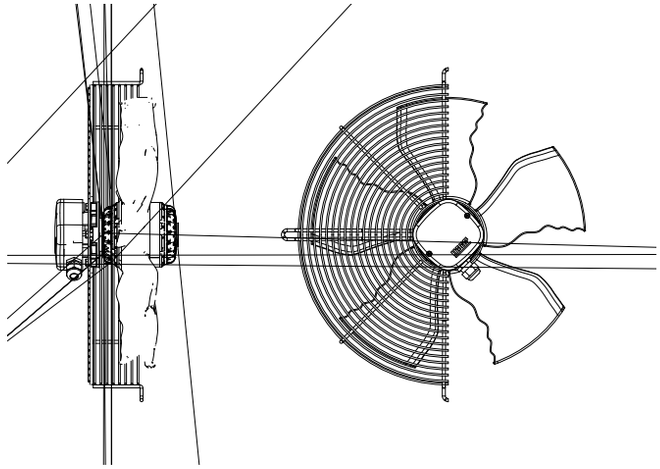

Aerodynamic characteristic

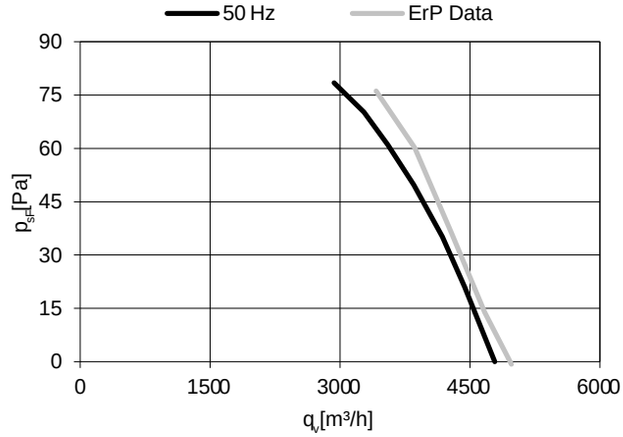

Fan characteristic measured in short bell mouth with guard grill.
ErP characteristic measured in full bell mouth without guard grill.

Fan with wall plate

Airflow

Direction	**Type:**
»S«	R11P-3530A-4M-3119
»B«	R11P-3530P-4M-3119

Available on request

R11_-3530_-4M-3119



Diameter: 350 mm

Fan with guard grill

Airflow

Direction	**Type:**	**Code:**
»S«	R11R-3530A-4M-3119	0311-4-0196
»B«	R11R-3530P-4M-3119	0311-4-0157

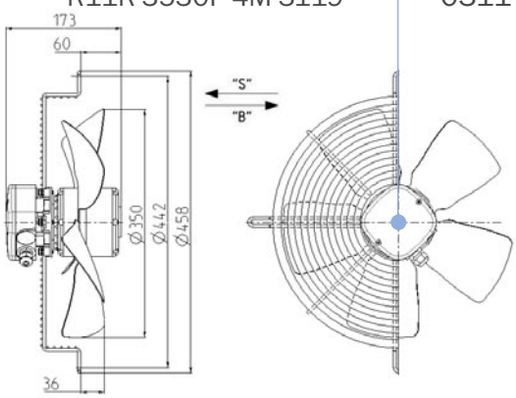

»S« Dimension A = 36 mm
»B« Dimension A = 36 mm

Weight:
5 kg

Fan without guard grill

Airflow

Direction	**Type:**
»S«	R09E-3530A-4M-3119
»B«	R09E-3530P-4M-3119

Available on request

Aerodinamic characteristic:

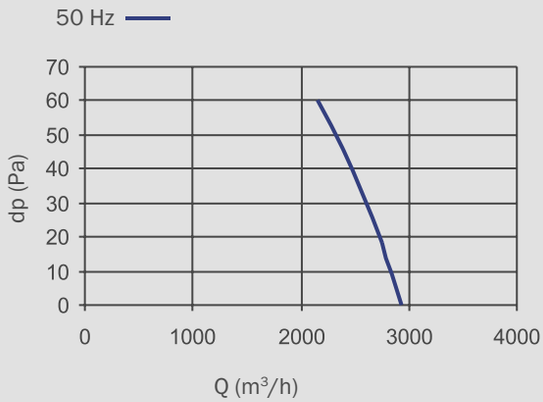

Performance Data:

1~230V 50Hz
P_1 = 128W
n = 1370 / min^{-1}
I = 0,56A
t_R = 60°C
Lwa = 67dB(A)
C = 5uF / 450V
Connection: terminal box
Ins.Cl. F
IP54

Notes:

Fan characteristic measured in short bell mouth with guard grill

R11_-4025_-4M-5137

Fan with wall plate

Airflow Direction

	Type:
»S«	R11P-4025A-4M-5137
»B«	R11P-4025P-4M-5137

Available on request

Diameter: 400 mm

Aerodinamic characteristic:

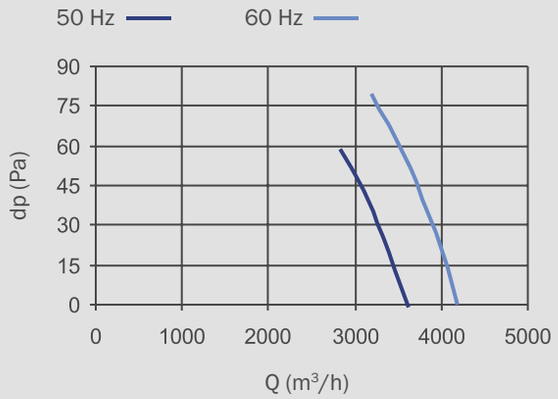

Performance Data:

1~230V 50/60Hz
P_1 = 170 / 205W
n = 1370 / 1570min^{-1}
I = 0,82 / 0,89A
t_R = 65 / 45 °C
Lwa = 71 / 74dB(A)
C = 6,3uF / 450V
Connection: terminal box
Ins.Cl. F
IP54

Notes:

Fan characteristic measured in short bell mouth with guard grill

Fan with guard grill

Airflow Direction

Type:	**Code:**
»S« R11R-4025A-4M-5137	0311-4-0194
»B« R11R-4025P-4M-5137	0311-4-0195

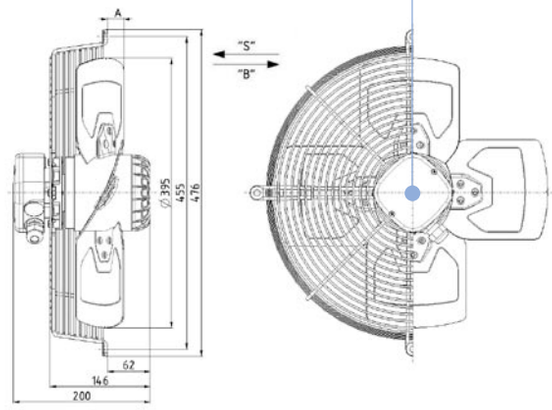

»S« Dimension A = 33 mm
»B« Dimension A = 48 mm

Weight:
6.1 kg

Fan without guard grill

Airflow Direction

Type:
»S« R11E-4025A-4M-5137
»B« R11E-4025P-4M-5137

Available on request

Fan with wall plate

Airflow Direction	Type:
»S«	R11P-4030A-4M-5137
»B«	R11P-4030P-4M-5137

Available on request

R11_-4030_-4M-5137

Diameter: 400 mm

Fan with guard grill

Airflow Direction	Type:	Code:
»S«	R11R-4030A-4M-5137	0311-4-0192
»B«	R11R-4030P-4M-5137	0311-4-0193

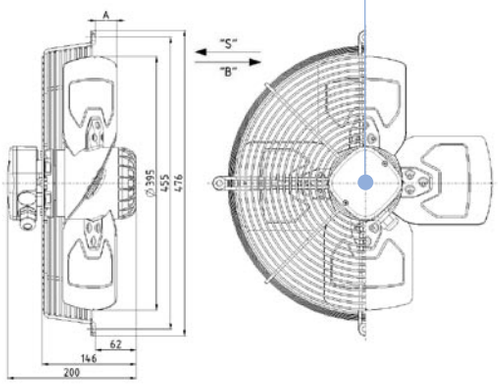

»S« Dimension A = 41 mm
»B« Dimension A = 53 mm

Weight:
6,1 kg

Fan without guard grill

Airflow Direction	Type:
»S«	R11E-4030A-4M-5137
»B«	R11E-4030P-4M-5137

Available on request

Aerodinamic characteristic:

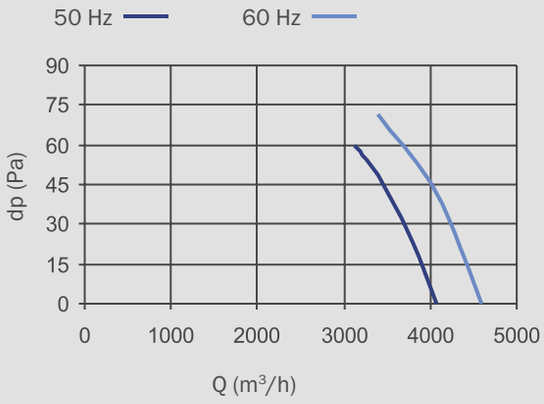

Performance Data:
1~230V 50/60Hz
P_1 = 200 / 265W
n = 1345 / 1500min^{-1}
I = 0,90 / 1,15A
t_R = 65 / 45 °C
Lwa = 72 / 76dB(A)
C = 6,3uF / 450V
Connection: terminal box
Ins.Cl. F
IP54

Notes:
Fan characteristic measured in short bell mouth with guard grill

R11_-4035_-4M-5715

Diameter: 400 mm

Fan with wall plate

Airflow Direction

Direction	Type:
»S«	R11P-4035A-4M-5715
»B«	R11P-4035P-4M-5715

Available on request

Fan with guard grill

Airflow Direction

Direction	Type:	Code:
»S«	R11R-4035A-4M-5715	0311-4-0028
»B«	R11R-4035P-4M-5715	0311-4-0047

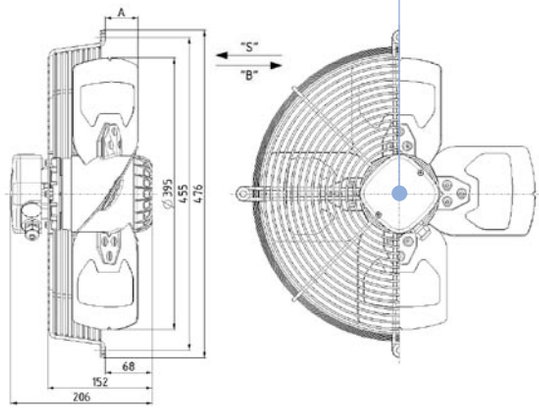

»S« Dimension A = 49 mm
»B« Dimension A = 61 mm

Weight:
6,3 kg

Fan without guard grill

Airflow Direction

Direction	Type:
»S«	R11E-4035A-4M-5715
»B«	R11E-4035P-4M-5715

Available on request

Aerodinamic characteristic:

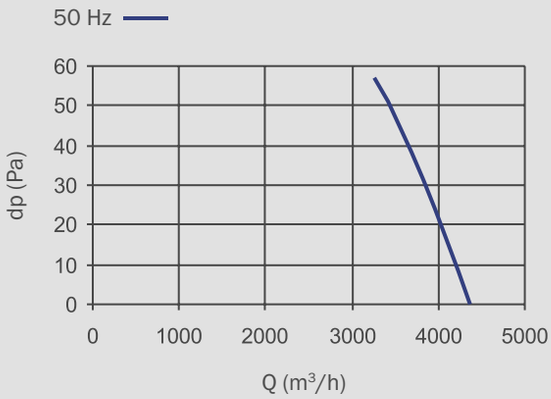

Performance Data:

1~230V 50Hz
P_1 = 245W
n = 1320min^{-1}
I = 1,15A
t_R = 50 °C
Lwa = 73dB(A)
C = 6,3uF / 450V
Connection: terminal box
Ins.Cl. F
IP54

Notes:

Fan characteristic measured in short bell mouth with guard grill

Fan with wall plate

Airflow Direction | **Type:**
»S« R11P-4025A-4T2-3830
»B« R11P-4025P-4T2-3830

Available on request

R11_-4025_-4T2-3830

Diameter: 400 mm

Fan with guard grill

Airflow Direction | **Type:** | **Code:**
»S« R11R-4025A-4T2-3830 0311-4-0187
»B« R11R-4025P-4T2-3830 0311-4-0188

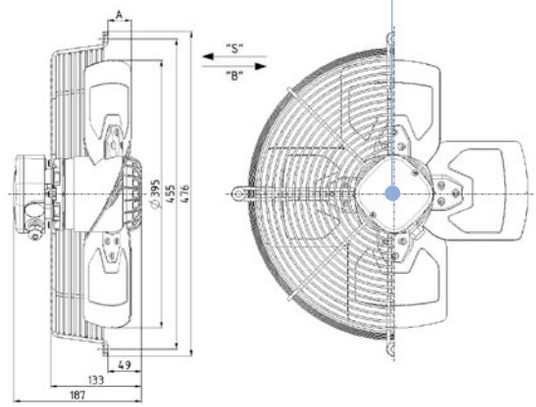

»S« Dimension A = 33 mm
»B« Dimension A = 48 mm

Weight:
5,7 kg

Fan without guard grill

Airflow Direction | **Type:**
»S« R11E-4025A-4T2-3830
»B« R11E-4025P-4T2-3830

Available on request

Aerodinamic characteristic:

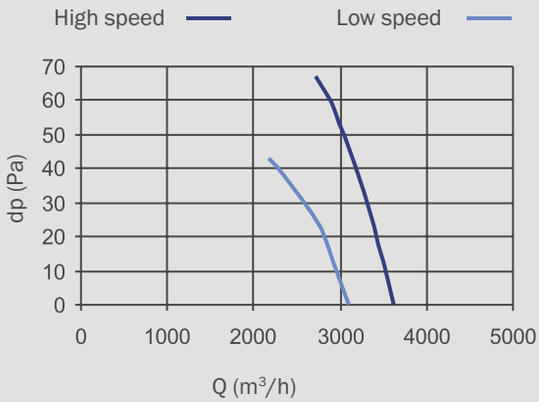

Performance Data:
3~400V D/Y 50Hz
P_1 = 155 / 113W
n = 1390 / 1170min^{-1}
I = 0,29 / 0,18A
t_R = 70°C
Lwa = 70 / 66dB(A)
Connection: terminal box
Ins.Cl. F
IP54

Notes:
Fan characteristic measured in short bell mouth with guard grill

R11_-4030_-4T2-3830

Diameter: 400 mm

Fan with wall plate

Airflow Direction	Type:
»S«	R11P-4030A-4T2-3830
»B«	R11P-4030P-4T2-3830

Available on request

Fan with guard grill

Airflow Direction	Type:	Code:
»S«	R11R-4030A-4T2-3830	0311-4-0034
»B«	R11R-4030P-4T2-3830	0311-4-0042

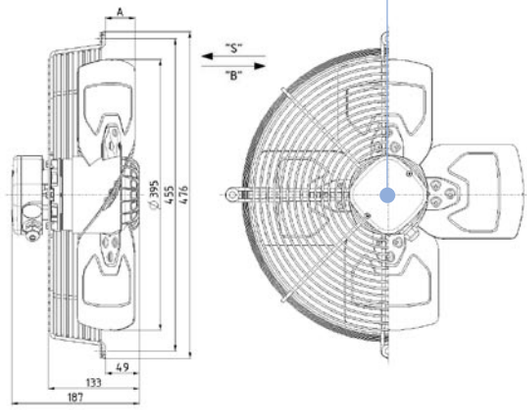

»S« Dimension A = 41 mm
»B« Dimension A = 53 mm

Weight:
5,7 kg

Fan without guard grill

Airflow Direction	Type:
»S«	R11E-4030A-4T2-3830
»B«	R11E-4030P-4T2-3830

Available on request

Aerodinamic characteristic:

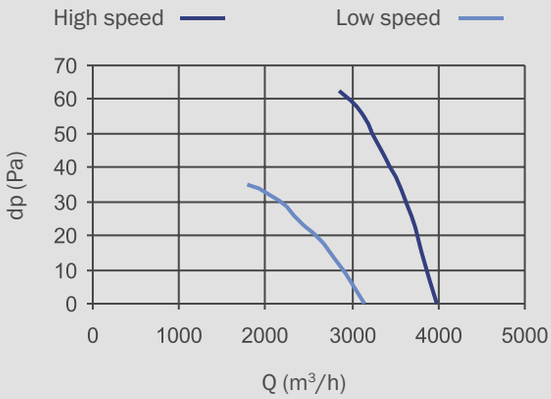

Performance Data:

3~400V D/Y 50Hz
P_1 = 195 / 130W
n = 1320 / 1000min^{-1}
I = 0,34 / 0,21A
t_R = 70°C
Lwa = 73 / 66dB(A)
Connection: box
Ins.Cl. F
IP54

Notes:

Fan characteristic measured in short bell mouth with guard grill

R11_-4035_-4T2-5745

Diameter: 400 mm

Fan with wall plate

Airflow Direction | **Type:**

»S«	R11P-4035A-4T2-5745
»B«	R11P-4035P-4T2-5745

Available on request

Fan with guard grill

Airflow Direction | **Type:** | **Code:**

»S«	R11R-4035A-4T2-5745	0311-4-0159
»B«	R11R-4035P-4T2-5745	0311-4-0049

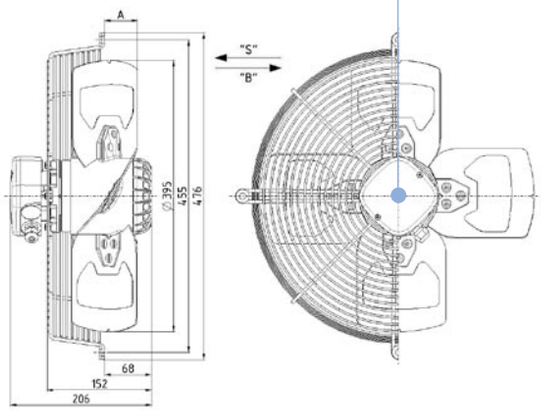

»S« Dimension A = 49 mm
»B« Dimension A = 61 mm

Weight:
6,3 kg

Fan without guard grill

Airflow Direction | **Type:**

»S«	R11E-4035A-4T2-5745
»B«	R11E-4035P-4T2-5745

Available on request

Aerodinamic characteristic:

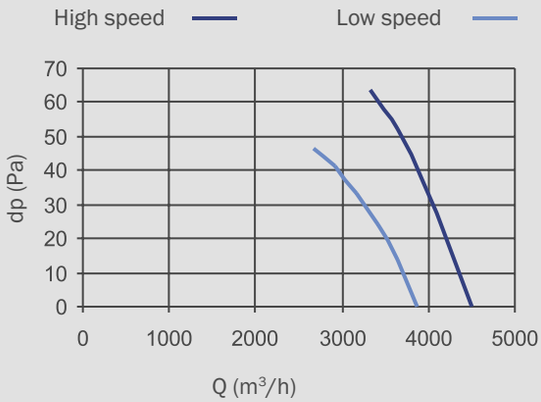

Performance Data:

3~400V D/Y 50Hz
P_1 = 250 / 188W
n = 1380 / 1160min^{-1}
I = 0,52 / 0,30A
t_R = 70°C
Lwa = 75 / 71dB(A)
Connection: terminal box
Ins.Cl. F
IP54

Notes:

Fan characteristic measured in short bell mouth with guard grill

R11_-4225_-4M-5715

Diameter: 420 mm

Fan with wall plate

Airflow Direction

Direction	Type:
»S«	R11P-4225A-4M-5715
»B«	R11P-4225P-4M-5715

Available on request

Fan with guard grill

Airflow Direction

Direction	Type:	Code:
»S«	R11R-4225A-4M-5715	0311-4-0265
»B«	R11R-4225P-4M-5715	0311-4-0266

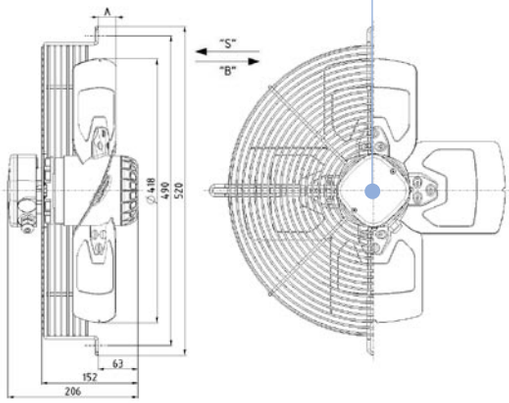

»S« Dimension A =33 mm
»B« Dimension A = 48 mm

Weight:
6,3 kg

Fan without guard grill

Airflow Direction

Direction	Type:
»S«	R11E-4225A-4M-5715
»B«	R11E-4225P-4M-5715

Available on request

Aerodinamic characteristic:

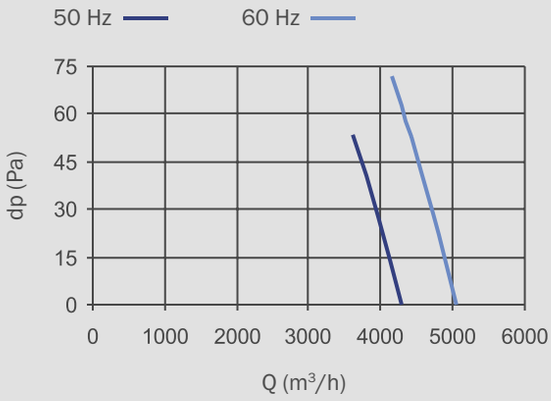

Performance Data:

1~230V 50/60Hz
P_1 = 235 / 320W
n = 1400 / 1600min^{-1}
I = 1,15 / 1,40A
t_R = 50°C
Lwa = 70 / 73dB(A)
C = 6,3uF / 450V
Connection: terminal box
Ins.Cl. F
IP54

Notes:

Fan characteristic measured in short bell mouth with guard grill

Fan with wall plate

Airflow Direction **Type:**
»S« R11P-42EFA-6M-5727

Available on request

R11_-42EFA-6M-5727

Diameter: 420 mm

Fan with guard grill

Airflow Direction **Type:** **Code:**
»S« R11R-42EFA-6M-5727 0311-4-0151

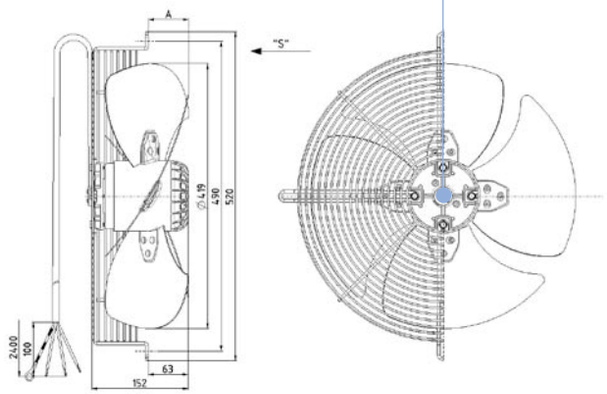

»S« Dimension A = 43 mm
»B« Dimension A = 57 mm

Weight:
6,5 kg

Fan without guard grill

Airflow Direction **Type:**
»S« R11E-42EFA-6M-5727

Available on request

Aerodinamic characteristic:

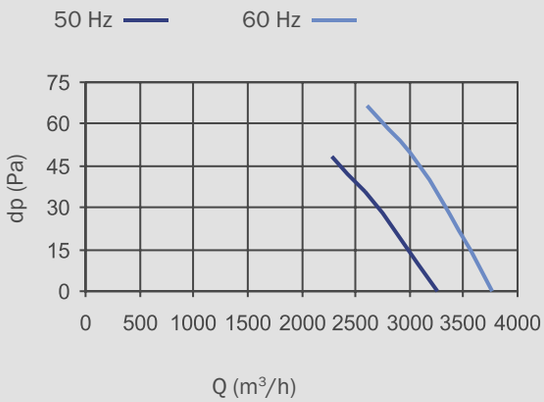

Performance Data:
1~230V 50/60Hz
P_1 = 145 / 205W
n = 940 / 1100min^{-1}
I = 0,67 / 0,90A
t_R = 60°C
Lwa = 64 / 68dB(A)
C = 6,3uF / 450V
Connection: cable
Ins.Cl. F
IP54

Notes:
Fan characteristic measured in short bell mouth with guard grill

R11_-4525_-4M-5135

Diameter: 450 mm

Fan with wall plate

Airflow Direction	Type:
»S«	R11P-4525A-4M-5135
»B«	R11P-4525P-4M-5135

Available on request

Fan with guard grill

Airflow Direction	Type:	Code:
»S«	R11R-4525A-4M-5135	0311-4-0139
»B«	R11R-4525P-4M-5135	0311-4-0138

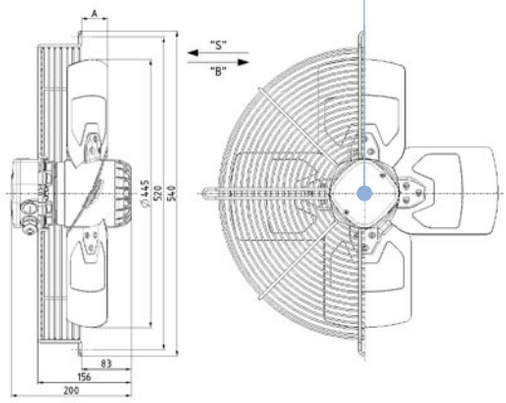

»S« Dimension A = 43 mm
»B« Dimension A = 57 mm

Weight:
6,3 kg

Fan without guard grill

Airflow Direction	Type:
»S«	R11E-4525A-4M-5135
»B«	R11E-4525P-4M-5135

Available on request

Aerodinamic characteristic:

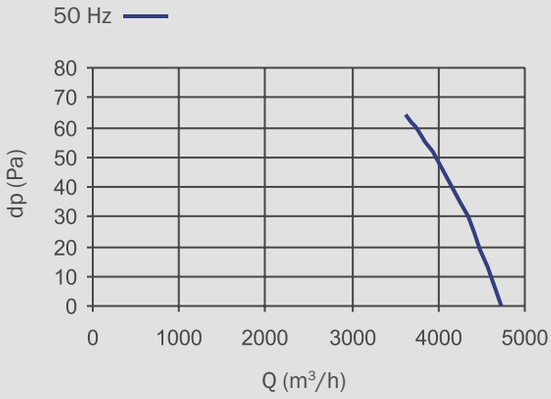

Performance Data:

1~230V 50Hz
P_1 = 240W
n = 1320min^{-1}
I = 1,1A
t_R = 50°C
Lwa = 72dB(A)
C = 6,3uF / 450V
Connection: terminal box
Ins.Cl. F
IP54

Notes:

Fan characteristic measured in short bell mouth with guard grill

Fan with wall plate

Airflow Direction	Type:
»S«	R11P-4530A-4M-5749
»B«	R11P-4530P-4M-5749

Available on request

R11_-4530_-4M-5749

Diameter: 450 mm

Fan with guard grill

Airflow Direction	Type:	Code:
»S«	R11R-4530A-4M-5749	0311-4-0240
»B«	R11R-4530P-4M-5749	0311-4-0270

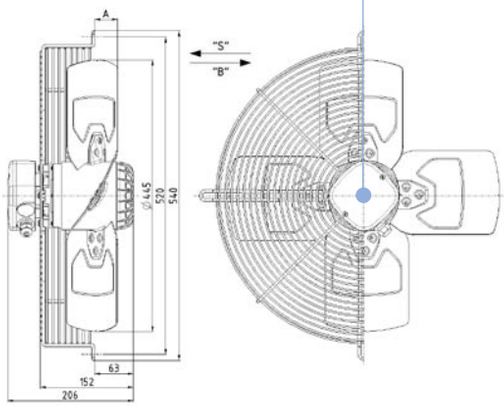

»S« Dimension A = 37 mm
»B« Dimension A = 51 mm

Weight:
6,3 kg

Fan without guard grill

Airflow Direction	Type:
»S«	R11E-4530A-4M-5749
»B«	R11E-4530P-4M-5749

Available on request

Aerodinamic characteristic:

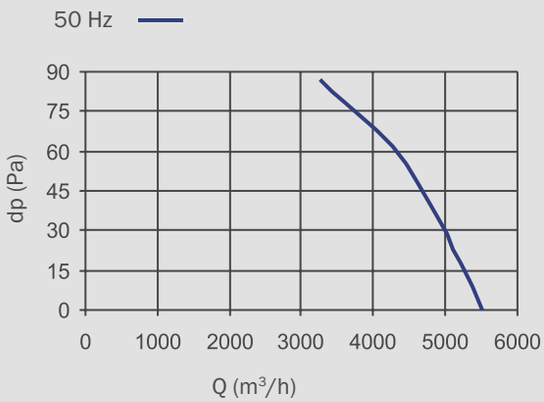

Performance Data:
1~230V 50Hz
P_1 = 310W
n = 1270min^{-1}
I = 1,4A
t_R = 55°C
C = 10uF / 450V
Lwa = 74dB(A)
Connection: terminal box
Ins.Cl. F
IP54

Notes:
Fan characteristic measured in short bell mouth with guard grill

R11_-4525_-4T-5136

Diameter: 450 mm

Fan with wall plate

Airflow Direction

Direction	Type:
»S«	R11P-4525A-4T-5136
»B«	R11P-4525P-4T-5136

Available on request

Fan with guard grill

Airflow Direction

Direction	Type:	Code:
»S«	R11R-4525A-4T-5136	0311-4-0117
»B«	R11R-4525P-4T-5136	0311-4-0082

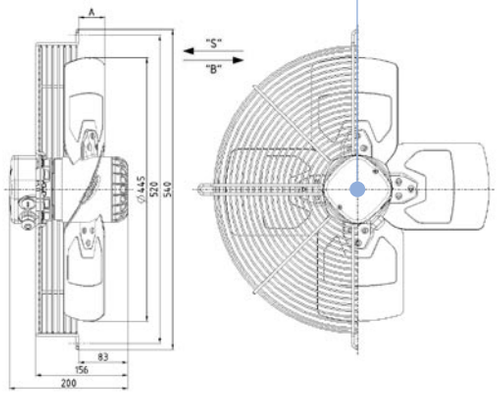

»S« Dimension A = 43 mm
»B« Dimension A = 57 mm

Weight:
6,3 kg

Fan without guard grill

Airflow Direction

Direction	Type:
»S«	R11E-4525A-4T-5136
»B«	R11E-4525P-4T-5136

Available on request

Aerodinamic characteristic:

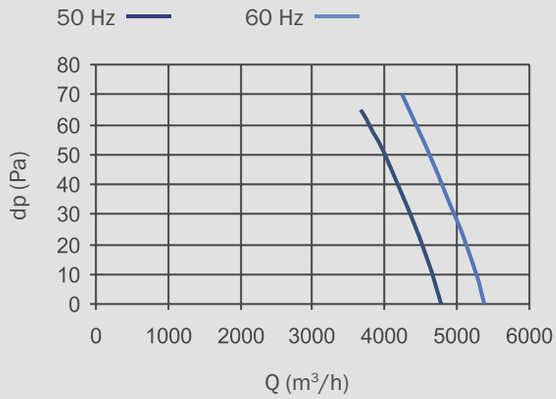

Performance Data:
3~230 / 400V 50/60Hz
P_1 = 215 / 305W
n = 1315 / 1470min^{-1}
I = 0,5 / 0,53A
t_R = 70°C
Lwa = 75 / 72dB(A)
Connection: terminal box
Ins.Cl. F
IP54

Notes:
Fan characteristic measured in short bell mouth with guard grill

Fan with wall plate

Airflow Direction	Type:
»S«	R13P-4523A-4M-5009
»B«	R13P-4523P-4M-5009

Available on request

R13_-4523_-4M-5009

Diameter: 450 mm

Fan with guard grill

Airflow Direction	Type:	Code:
»S«	R13R-4523A-4M-5009	0313-4-0168
»B«	R13R-4523P-4M-5009	0313-4-0171

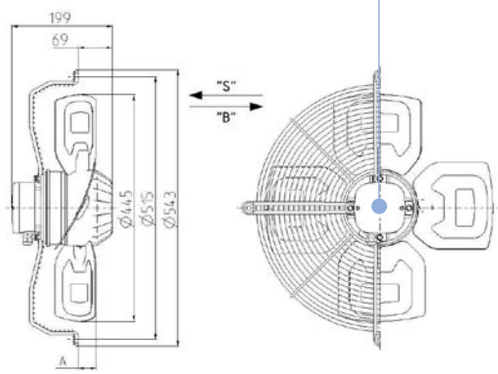

»S« Dimension A = 31 mm
»B« Dimension A = 54 mm

Weight:
10 kg

Fan without guard grill

Airflow Direction	Type:
»S«	R13E-4523A-4M-5009
»B«	R13E-4523P-4M-5009

Available on request

Aerodinamic characteristic:

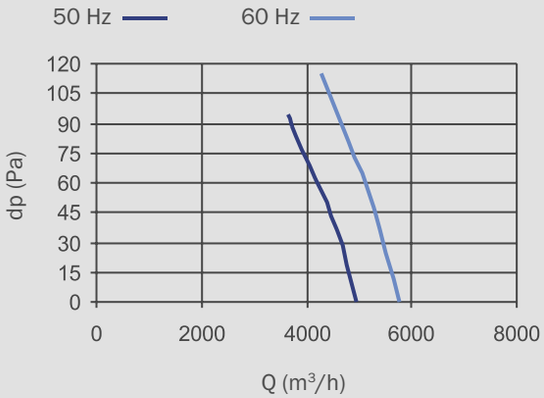

Performance Data:

1~230V 50/60Hz
P_1 = 280 / 430W
n = 1420 / 1640min^{-1}
I = 1,4 / 1,85A
t_R = 65 °C
Lwa = 72 / 76dB(A)
C = 8uF / 400V
Connection: terminal box
Ins.Cl. F
IP54

Notes:

Fan characteristic measured in short bell mouth with guard grill

R13_-4525_-4M-5009

Diameter: 450 mm

Fan with wall plate

Airflow Direction	Type:
»S«	R13P-4525A-4M-5009
»B«	R13P-4525P-4M-5009

Available on request

Aerodinamic characteristic:

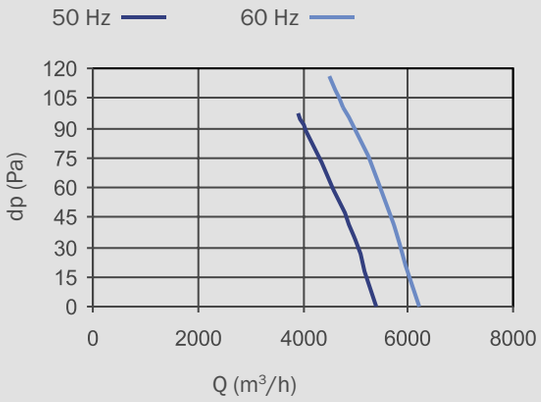

Fan with guard grill

Airflow Direction	Type:	Code:
»S«	R13R-4525A-4M-5009	0313-4-0003
»B«	R13R-4525P-4M-5009	0313-4-0082

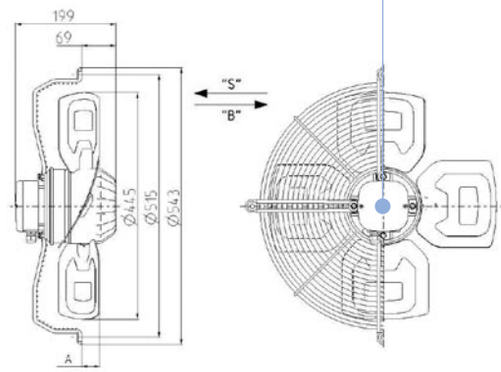

»S« Dimension A = 35 mm
»B« Dimension A = 57 mm

Weight:
10 kg

Fan without guard grill

Airflow Direction	Type:
»S«	R13E-4525A-4M-5009
»B«	R13E-4525P-4M-5009

Available on request

Performance Data:
1~230V 50/60Hz
P_1 = 310 / 460W
n = 1410 / 1630min^{-1}
I = 1,4 / 2,0A
t_R= 70°C
Lwa = 74 / 79dB(A)
C = 8uF / 450V
Connection: terminal box
Ins.Cl. F
IP54

Notes:
Fan characteristic measured in short bell mouth with guard grill

R13_-4530_-4M-7039

Diameter: 450 mm

Fan with wall plate

Airflow Direction | **Type:**

»S«	R13P-4530A-4M-7039
»B«	R13P-4530P-4M-7039

Available on request

Fan with guard grill

Airflow Direction | **Type:** | **Code:**

»S«	R13R-4530A-4M-7039	0313-4-0178
»B«	R13R-4530P-4M-7039	0313-4-0166

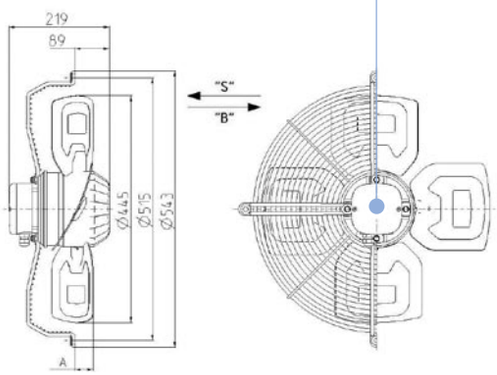

»S« Dimension A = 43 mm
»B« Dimension A = 65 mm

Weight:
12,1 kg

Fan without guard grill

Airflow Direction | **Type:**

»S«	R13E-4530A-4M-7039
»B«	R13E-4530P-4M-7039

Available on request

Aerodinamic characteristic:

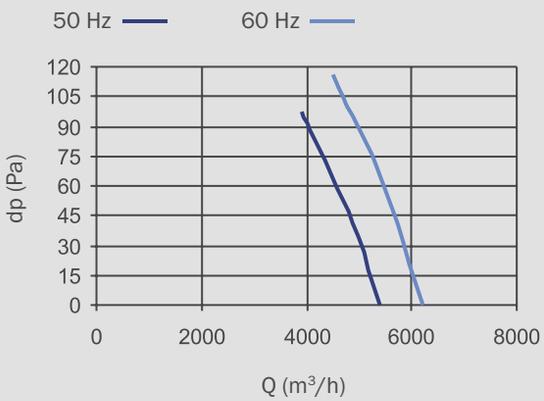

Performance Data:

1~230V 50/60Hz
P_1 = 375 / 570W
n = 1390 / 1570min^{-1}
I = 1,7 / 2,5A
t_R = 60°C
Lwa = 76 / 81dB(A)
C = 10uF / 400V
Connection: terminal box
Ins.Cl. F
IP54

Notes:

Fan characteristic measured in short bell mouth with guard grill

R13_-4525_-4T-3529

Diameter: 450 mm

Fan with wall plate

Airflow Direction

Type:
»S« R13P-4525A-4T-3529
»B« R13P-4525P-4T-3529

Available on request

Fan with guard grill

Airflow Direction

Type:	Code:
»S« R13R-4525A-4T-3529	0313-4-0138
»B« R13R-4525P-4T-3529	0313-4-0059

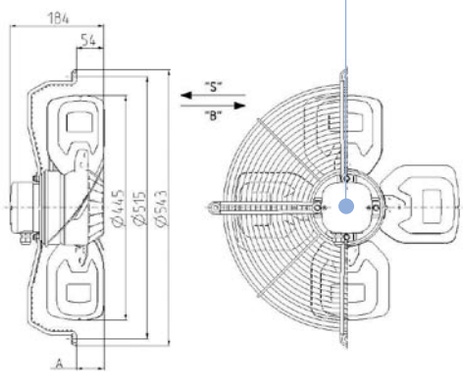

»S« Dimension A = 52 mm
»B« Dimension A = 57 mm

Weight:
8,4 kg

Fan without guard grill

Airflow Direction

Type:
»S« R13E-4525A-4T-3529
»B« R13E-4525P-4T-3529

Available on request

Aerodinamic characteristic:

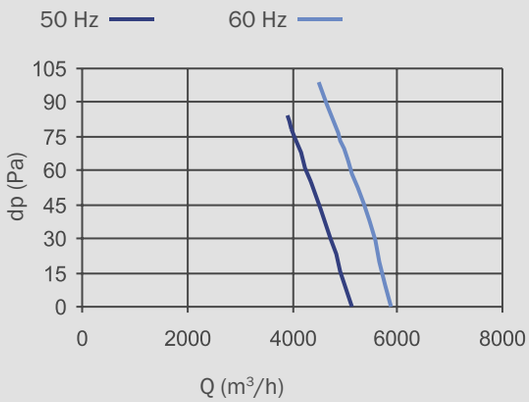

Performance Data:
3~230/400V 50/60Hz
P_1 = 290 / 410W
n = 1380 / 1560min^{-1}
I = 1,5 / 0,90A
t_R = 65 °C
Lwa = 72 / 78dB(A)
Connection: Terminal box
Ins.Cl. F
IP54

Notes:
Fan characteristic measured in short bell mouth with guard grill

Fan with wall plate

Airflow Direction | **Type:**
»S« R13P-4530A-4T2-3500
»B« R13P-4530P-4T2-3500

Available on request

R13_-4530_-4T2-3500

Diameter: 450 mm

Fan with guard grill

Airflow Direction | **Type:** | **Code:**
»S« R13R-4530A-4T2-3500 0313-4-0000
»B« R13R-4530P-4T2-3500 0313-4-0008

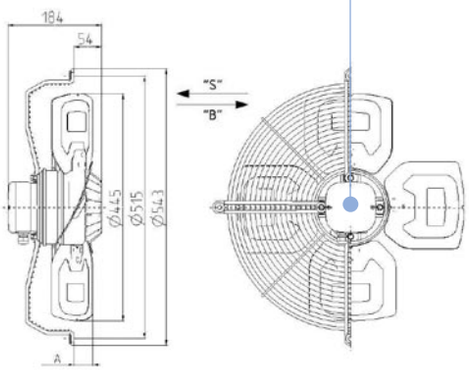

»S« Dimension A = 43 mm
»B« Dimension A = 65 mm

Weight:
8,4 kg

Fan without guard grill

Airflow Direction | **Type:**
»S« R13E-4530A-4T2-3500
»B« R13E-4530P-4T2-3500

Available on request

Aerodinamic characteristic:

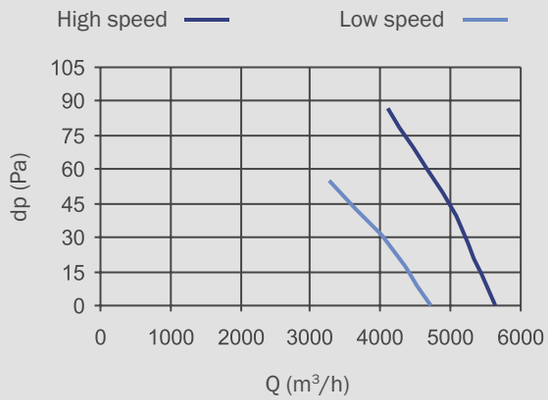

Performance Data:

3~400V D/Y 50Hz
P_1 = 360 / 220W
n = 1330 / 1070min^{-1}
I = 0,76 / 0,38A
t_R = 40°C
Lwa = 78 / 71dB(A)
Connection: terminal box
Ins.Cl. F
IP54

Notes:

Fan characteristic measured in short bell mouth with guard grill

R13_-4535_-4T2-5004

Diameter: 450 mm

Fan with wall plate

Airflow Direction

	Type:
»S«	R13P-4535A-4T2-5004
»B«	R13P-4535P-4T2-5004

Available on request

Fan with guard grill

Airflow Direction

	Type:	**Code:**
»S«	R13R-4535A-4T2-5004	0313-4-0004
»B«	R13R-4535P-4T2-5004	0313-4-0002

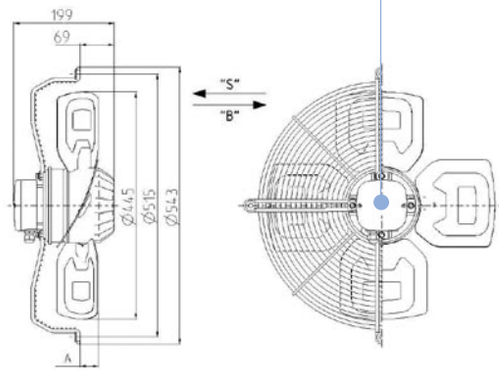

»S« Dimension A = 52 mm
»B« Dimension A = 71 mm

Weight:
10 kg

Fan without guard grill

Airflow Direction

	Type:
»S«	R13E-4535A-4T2-5004
»B«	R13E-4535P-4T2-5004

Available on request

Aerodinamic characteristic:

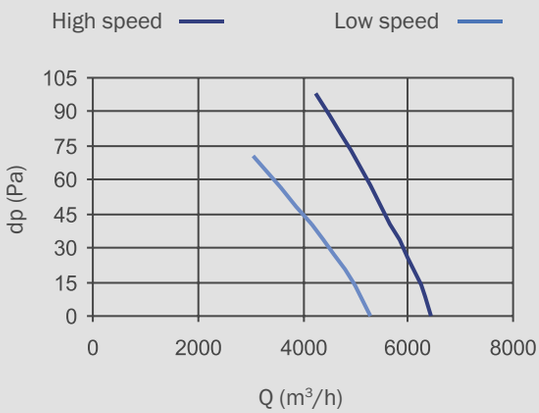

Performance Data:

3~400V D/Y 50Hz
P_1 = 465 / 330W
n = 1360 / 1100min^{-1}
I = 0,95 / 0,45A
t_R = 60°C
Lwa = 80 / 73dB(A)
Connection: terminal box
Ins.Cl. F
IP54

Notes:

Fan characteristic measured in short bell mouth with guard grill

Fan with wall plate

Airflow Direction | **Type:**
»S« R13P-4530A-6M-3532
»B« R13P-4530P-6M-3532

Available on request

R13_-4530_-6M-3532

Diameter: 450 mm

Fan with guard grill

Airflow Direction | **Type:** | **Code:**
»S« R13R-4530A-6M-3532 0313-4-0075
»B« R13R-4530P-6M-3532 0313-4-0067

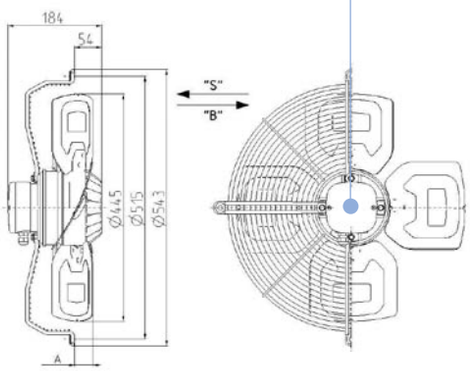

»S« Dimension A = 43 mm
»B« Dimension A = 71mm

Weight:
8,4 kg

Fan without guard grill

Airflow Direction | **Type:**
»S« R13E-4530A-6M-3532
»B« R13E-4530P-6M-3532

Available on request

Aerodinamic characteristic:

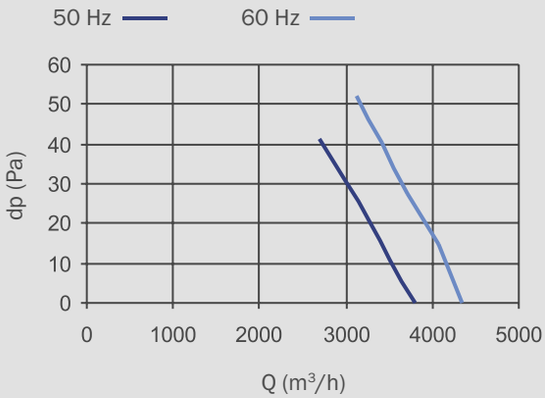

Performance Data:

1~230V 50/60Hz
P_1 = 135 / 175W
n = 900 / 1030min^{-1}
I = 0,63 / 0,76A
t_R = 60°C
Lwa = 68 / 72dB(A)
C = 5uF / 450V
Connection: terminal box
Ins.Cl. F
IP54

Notes:

Fan characteristic measured in short bell mouth with guard grill

R13_-4535_-6M-5027

Diameter: 450 mm

Fan with wall plate

Airflow Direction	Type:
»S«	R13P-4535A-6M-5027
»B«	R13P-4535P-6M-5027

Available on request

Fan with guard grill

Airflow Direction	Type:	Code:
»S«	R13R-4535A-6M-5027	0313-4-0045
»B«	R13R-4535P-6M-5027	0313-4-0201

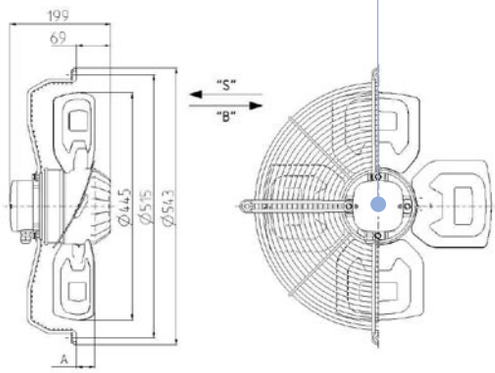

»S« Dimension A = 52 mm
»B« Dimension A = 71 mm

Weight:
10 kg

Fan without guard grill

Airflow Direction	Type:
»S«	R13E-4535A-6M-5027
»B«	R13E-4535P-6M-5027

Available on request

Aerodinamic characteristic:

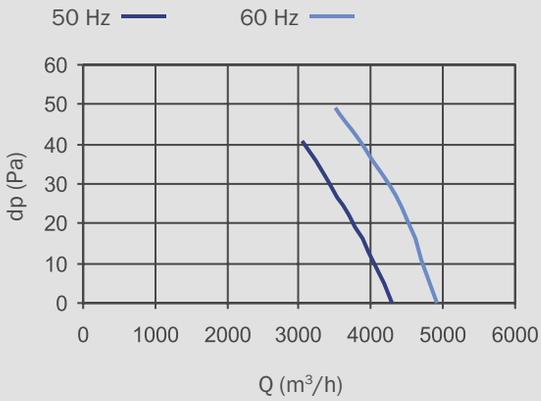

Performance Data:

1~230V 50/60Hz
P_1 = 195 / 240W
n = 910 / 1040min^{-1}
I = 1,0 / 1,05A
t_R = 50°C
Lwa = 69 / 73dB(A)
C = 6,3uF / 450V
Connection: terminal box
Ins.Cl. F
IP54

Notes:

Fan characteristic measured in short bell mouth with guard grill

Fan with wall plate

Airflow Direction	Type:
»S«	R13P-4530A-6T2-3525
»B«	R13P-4530P-6T2-3525

Available on request

R13_-4530_-6T2-3525

Diameter: 450 mm

Fan with guard grill

Airflow Direction	Type:	Code:
»S«	R13R-4530A-6T2-3525	0313-4-0037
»B«	R13R-4530P-6T2-3525	0313-4-0112

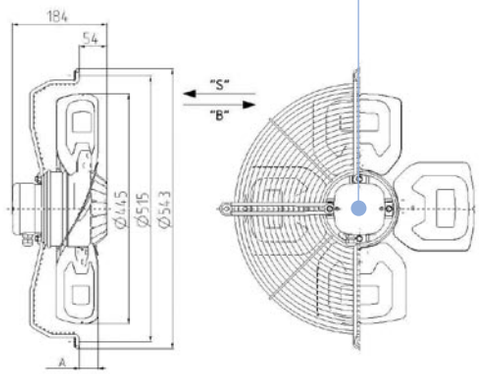

»S« Dimension A = 43 mm
»B« Dimension A = 65 mm

Weight:
8,4 kg

Fan without guard grill

Airflow Direction	Type:
»S«	R13E-4530A-6T2-3525
»B«	R13E-4530P-6T2-3525

Available on request

Aerodinamic characteristic:

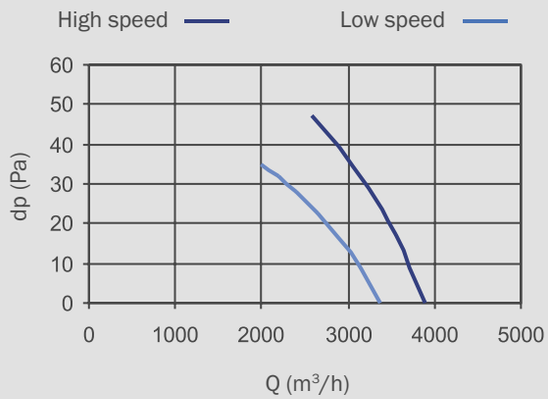

Performance Data:

3~400V D/Y 50Hz
P_1 = 120 / 85W
n = 915 / 770min^{-1}
I = 0,28 / 0,14A
t_R = 70°C
Lwa = 68 / 63dB(A)
Connection: terminal box
Ins.Cl. F
IP54

Notes:

Fan characteristic measured in short bell mouth with guard grill

R13_-4535_-6T2-3526

Diameter: 450 mm

Fan with wall plate

Airflow Direction	Type:
»S«	R13P-4535A-6T2-3526
»B«	R13P-4535P-6T2-3526

Available on request

Aerodinamic characteristic:

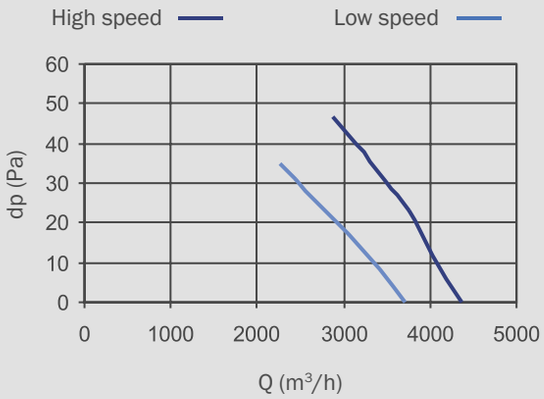

Fan with guard grill

Airflow Direction	Type:	Code:
»S«	R13R-4535A-6T2-3526	0313-4-0143
»B«	R13R-4535P-6T2-3526	0313-4-0102

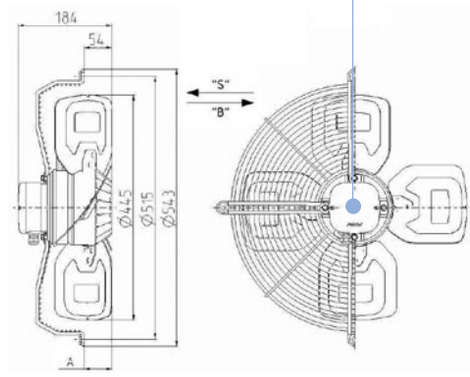

»S« Dimension A = 52 mm
»B« Dimension A = 71 mm

Weight:
8,4 kg

Fan without guard grill

Airflow Direction	Type:
»S«	R13E-4535A-6T2-3526
»B«	R13E-4535P-6T2-3526

Available on request

Performance Data:

3~400V D/Y 50Hz
P_1 = 160 / 110W
n = 915 / 765min^{-1}
I = 0,37 / 0,19A
t_R = 70°C
Lwa = 69 / 64dB(A)
Connection: terminal box
Ins.Cl. F
IP54

Notes:

Fan characteristic measured in short bell mouth with guard grill

Fan with wall plate

Airflow Direction	Type:
»S«	R13P-5025A-4M-5009
»B«	R13P-5025P-4M-5009

Available on request

R13_-5025_-4M-5009

Diameter: 500 mm

Fan with guard grill

Airflow Direction	Type:	Code:
»S«	R13R-5025A-4M-5009	0313-4-0073
»B«	R13R-5025P-4M-5009	0313-4-0222

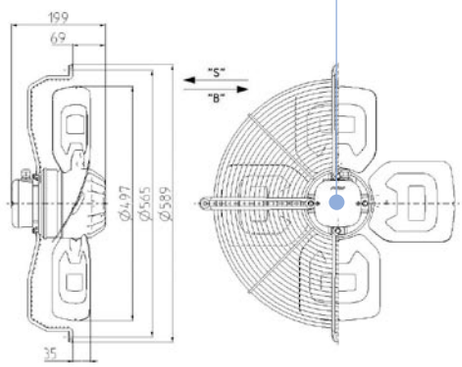

»S« Dimension A = 35 mm
»B« Dimension A = 57 mm

Weight:
10,4 kg

Fan without guard grill

Airflow Direction	Type:
»S«	R13E-5025A-4M-5009
»B«	R13E-5025P-4M-5009

Available on request

Aerodinamic characteristic:

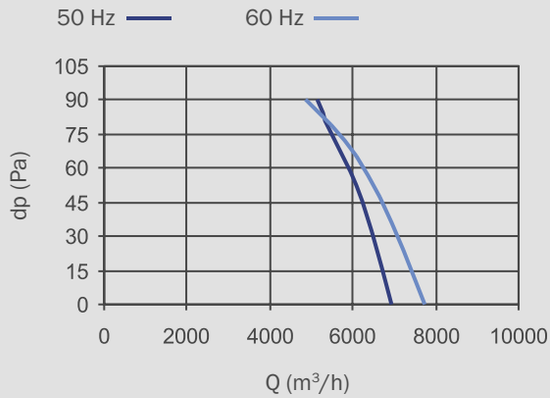

Performance Data:

1~230V 50/60Hz
P_1 = 440 / 645W
n = 1340 / 1450min^{-1}
I = 2,0 / 2,9A
t_R = 70°C
Lwa = 78 / 83dB(A)
C = 8uF / 450V
Connection: terminal box
Ins.Cl. F
IP54

Notes:

Fan characteristic measured in short bell mouth with guard grill

R13_-5030_-4M-7012

Diameter: 500 mm

Fan with wall plate

Airflow Direction	Type:
»S«	R13P-5030A-4M-7012
»B«	R13P-5030P-4M-7012

Available on request

Fan with guard grill

Airflow Direction	Type:	Code:
»S«	R13R-5030A-4M-7012	0313-4-0011
»B«	R13R-5030P-4M-7012	0313-4-0062

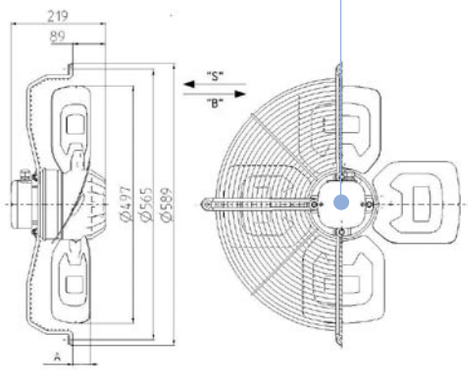

»S« Dimension A = 43 mm
»B« Dimension A = 65 mm

Weight:
12,5 kg

Fan without guard grill

Airflow Direction	Type:
»S«	R13E-5030A-4M-7012
»B«	R13E-5030P-4M-7012

Available on request

Aerodinamic characteristic:

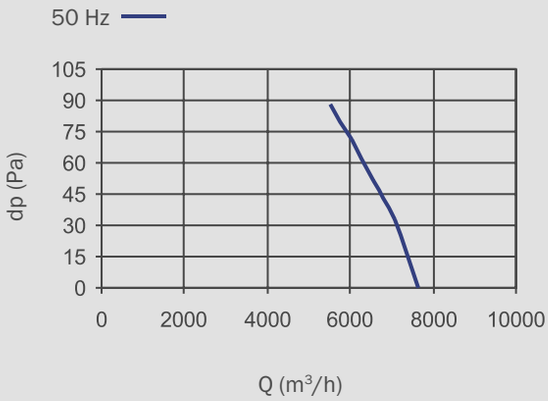

Performance Data:

1~230V 50Hz
P_1 = 545W
n = 1320min^{-1}
I = 2,4A
t_R = 70°C
Lwa = 82dB(A)
C = 10uF / 450V
Connection: terminal box
Ins.Cl. F
IP54

Notes:

Fan characteristic measured in short bell mouth with guard grill

Fan with wall plate

Airflow Direction	Type:
»S«	R13P-5025A-4T2-5004
»B«	R13P-5025P-4T2-5004

Available on request

R13_-5025_-4T2-5004

Diameter: 500 mm

Fan with guard grill

Airflow Direction	Type:	Code:
»S«	R13R-5025A-4T2-5004	0313-4-0137
»B«	R13R-5025P-4T2-5004	0313-4-0158

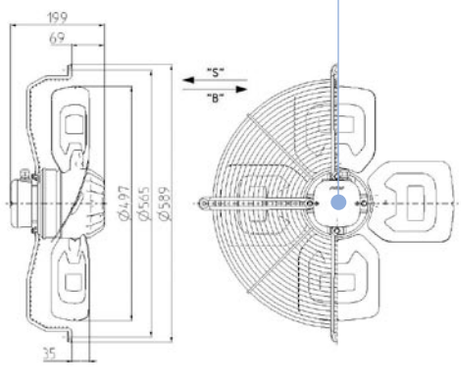

»S« Dimension A = 35 mm
»B« Dimension A = 57 mm

Weight:
10,4 kg

Fan without guard grill

Airflow Direction	Type:
»S«	R13E-5025A-4T2-5004
»B«	R13E-5025P-4T2-5004

Available on request

Aerodinamic characteristic:

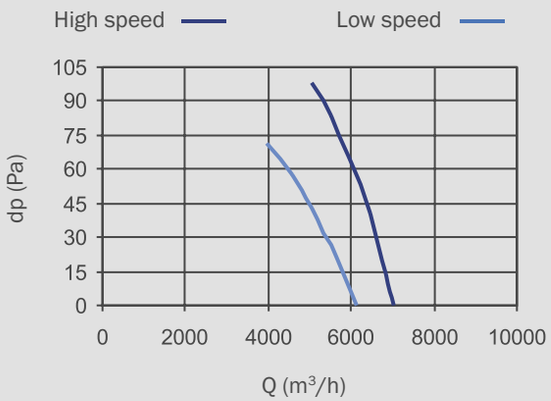

Performance Data:

3~400V D/Y 50Hz
P_1 = 455 / 325W
n = 1380 / 1150min^{-1}
I = 0,95 / 0,53A
t_R = 50°C
Lwa = 78 / 74dB(A)
Connection: terminal box
Ins.Cl. F
IP54

Notes:

Fan characteristic measured in short bell mouth with guard grill

R13_-5030_-4T2-7002

Diameter: 500 mm

Fan with wall plate

Airflow Direction	Type:
»S«	R13P-5030A-4T2-7002
»B«	R13P-5030P-4T2-7002

Available on request

Aerodinamic characteristic:

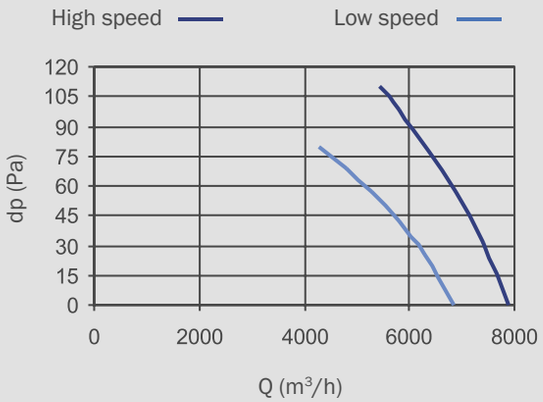

Fan with guard grill

Airflow Direction	Type:	Code:
»S«	R13R-5030A-4T2-7002	0313-4-0006
»B«	R13R-5030P-4T2-7002	0313-4-0097

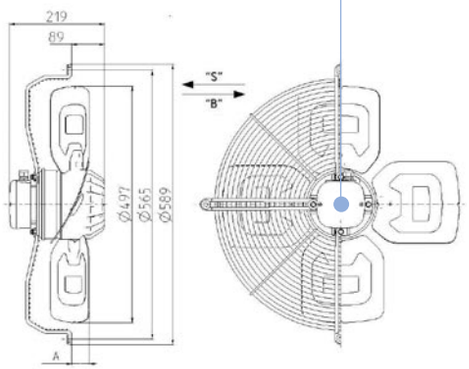

»S« Dimension A = 43 mm
»B« Dimension A = 65 mm

Weight:
12,5 kg

Fan without guard grill

Airflow Direction	Type:
»S«	R13E-5030A-4T2-7002
»B«	R13E-5030P-4T2-7002

Available on request

Performance Data:

3~400V D/Y 50Hz
P_1 = 560 / 410W
n = 1380 / 1170min^{-1}
I = 1,15 / 0,66A
t_R = 70°C
Lwa = 81 / 75dB(A)
Connection: terminal box
Ins.Cl. F
IP54

Notes:

Fan characteristic measured in short bell mouth with guard grill

R13_-5035_-4T2-7002

Diameter: 500 mm

Fan with wall plate

Airflow Direction | **Type:**
»S« R13P-5035A-4T2-7002
»B« R13P-5035P-4T2-7002

Available on request

Fan with guard grill

Airflow Direction | **Type:** | **Code:**
»S« R13R-5035A-4T2-7002 0313-4-0005
»B« R13R-5035P-4T2-7002 0313-4-0249

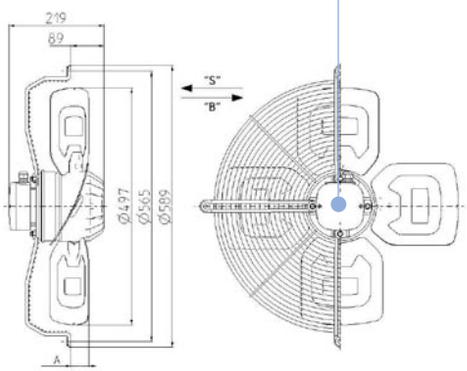

»S« Dimension A = 52 mm
»B« Dimension A = 71 mm

Weight:
12,5 kg

Fan without guard grill

Airflow Direction | **Type:**
»S« R13E-5035A-4T2-7002
»B« R13E-5035P-4T2-7002

Available on request

Aerodinamic characteristic:

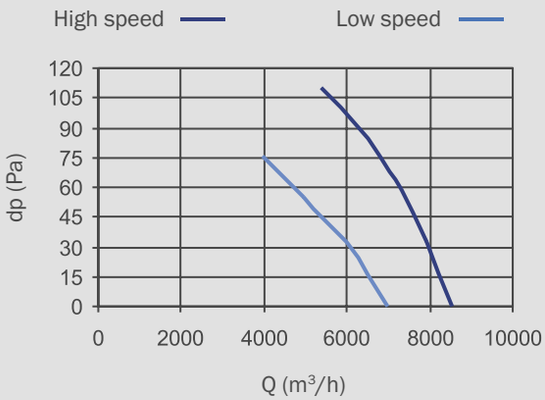

Performance Data:

3~400V D/Y 50Hz
P_1 = 695 / 480W
n = 1340 / 1070min^{-1}
I = 1,3 / 0,78A
t_R = 60°C
Lwa = 82 / 75dB(A)
Connection: terminal box
Ins.Cl. F
IP54

Notes:

Fan characteristic measured in short bell mouth with guard grill

R13_-5035_-6M-5027

Fan with wall plate

Airflow Direction	Type:
»S«	R13P-5035A-6M-5027
»B«	R13P-5035P-6M-5027

Available on request

Diameter: 500 mm

Aerodinamic characteristic:

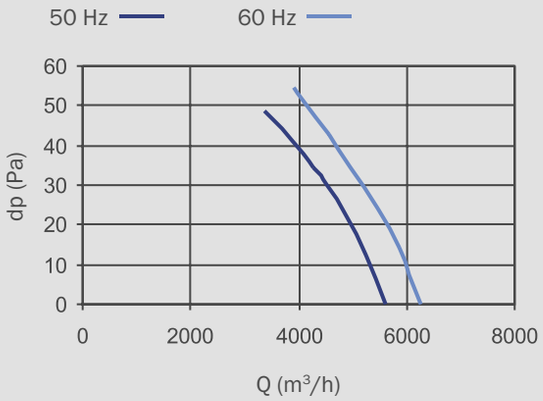

Performance Data:

1~230V 50/60Hz
P_1 = 255 / 335W
n = 870 / 960min^{-1}
I = 1,1 / 1,45A
t_R = 50°C
Lwa = 72 / 76dB(A)
C = 8uF / 450V
Connection: terminal box
Ins.Cl. F
IP54

Notes:

Fan characteristic measured in short bell mouth with guard grill

Fan with guard grill

Airflow Direction	Type:	Code:
»S«	R13R-5035A-6M-5027	0313-4-0047
»B«	R13R-5035P-6M-5027	0313-4-0068

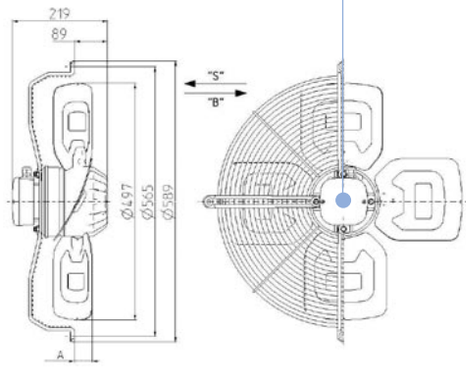

»S« Dimension A = 52 mm
»B« Dimension A = 71 mm

Weight:
10,4 kg

Fan without guard grill

Airflow Direction	Type:
»S«	R13E-5035A-6M-5027
»B«	R13E-5035P-6M-5027

Available on request

Fan with wall plate

Airflow Direction | **Type:**
»S« R13P-5035A-6T2-5016
»B« R13P-5035P-6T2-5016

Available on request

R13_-5035_-6T2-5016

Diameter: 500 mm

Fan with guard grill

Airflow Direction | **Type:** | **Code:**
»S« R13R-5035A-6T2-5016 0313-4-0127
»B« R13R-5035P-6T2-5016 0313-4-0089

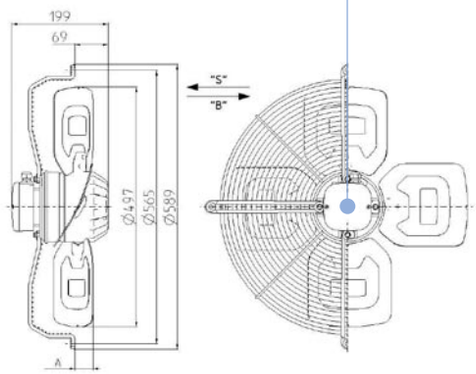

»S« Dimension A = 52 mm
»B« Dimension A = 71 mm

Weight:
10,4 kg

Fan without guard grill

Airflow Direction | **Type:**
»S« R13E-5035A-6T2-5016
»B« R13E-5035P-6T2-5016

Available on request

Aerodinamic characteristic:

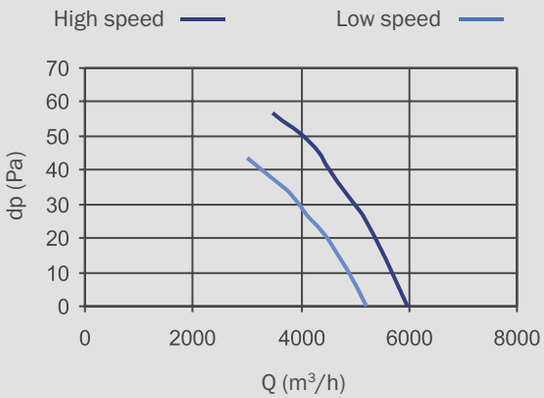

Performance Data:

3~400V D/Y 50Hz
P_1 = 250 / 185W
n = 930 / 800min^{-1}
I = 0,65 / 0,32A
t_R = 60 °C
Lwa = 73 / 67dB(A)
Connection: terminal box
Ins.Cl. F
IP54

Notes:

Fan characteristic measured in short bell mouth with guard grill

R11_-50EFA-6M-5727

Diameter: 500 mm

Fan with wall plate

Airflow Direction »S«

Type: R11P-50EFA-6M-5716

Available on request

Fan with guard grill

Airflow Direction »S«

Type: R11R-50EFA-6M-5716

Code: 0311-4-0115

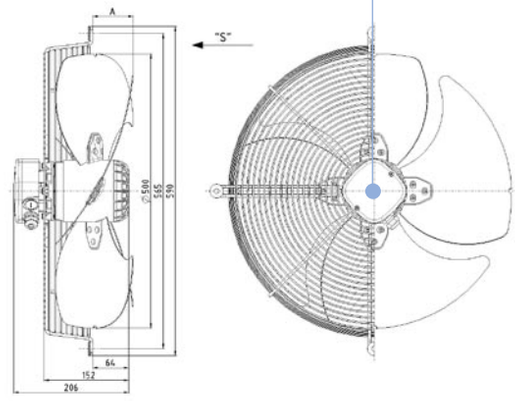

Weight: 6,8 kg

Fan without guard grill

Airflow Direction »S«

Type: R11E-50EFA-6M-5716

Available on request

Aerodinamic characteristic:

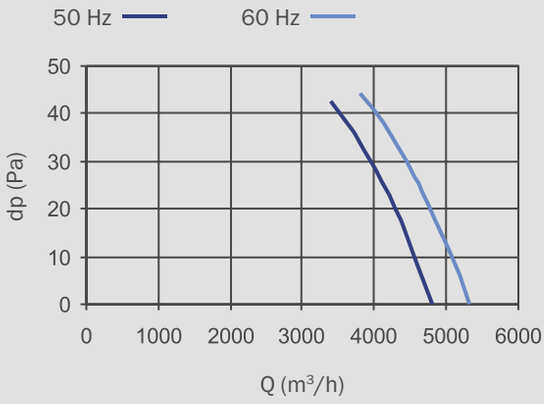

Performance Data:

1~230V 50/60Hz
P_1 = 180 / 220W
n = 890 / 980min^{-1}
I = 0,78 / 0,95A
t_R = 60 / 55 °C
Lwa = 71 / 75dB(A)
C = 6,3uF / 450V
Connection: cable
Ins.Cl. F
IP54

Notes:

Fan characteristic measured in short bell mouth with guard grill

Fan with wall plate

Airflow Direction | **Type:**
»S« R13P-5625A-4T2-7002
»B« R13P-5625P-4T2-7002

Available on request

R13_-5625_-4T2-7002

Diameter: 560 mm

Fan with guard grill

Airflow Direction | **Type:** | **Code:**
»S« R13R-5625A-4T2-7002 0313-4-0001
»B« R13R-5625P-4T2-7002 0313-4-0052

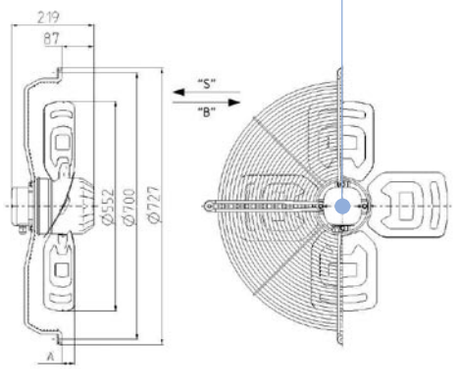

»S« Dimension A = 35 mm
»B« Dimension A = 57 mm

Weight:
14 kg

Fan without guard grill

Airflow Direction | **Type:**
»S« R13E-5625A-4T2-7002
»B« R13E-5625P-4T2-7002

Available on request

Aerodinamic characteristic:

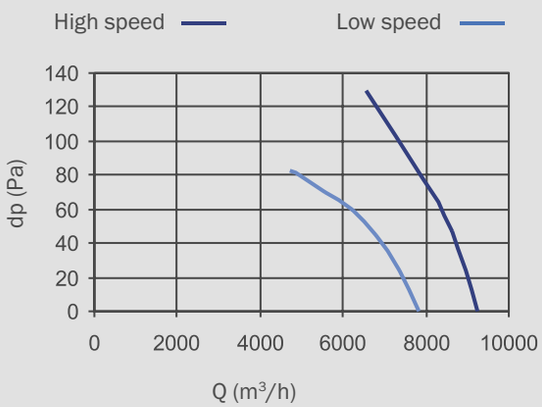

Performance Data:

3~400V D/Y 50Hz
P_1 = 670 / 450W
n = 1360 / 1130min^{-1}
I = 1,3 / 0,73A
t_R = 60°C
Lwa = 83 / 76dB(A)
Connection: terminal box
Ins.Cl. F
IP54

Notes:

Fan characteristic measured in short bell mouth with guard grill



R13_-5630_-6M-7019

Fan with wall plate

Airflow Direction	Type:
»S«	R13P-5630A-6M-7019
»B«	R13P-5630P-6M-7019

Available on request

Diameter: 560 mm

Aerodinamic characteristic:

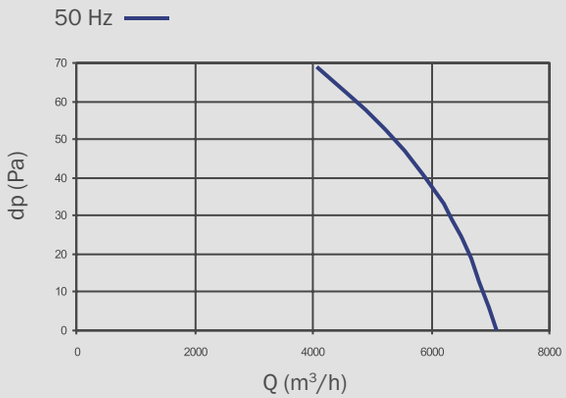

Fan with guard grill

Airflow Direction	Type:	Code:
»S«	R13R-5630A-6M-7019	0313-4-0024
»B«	R13R-5630P-6M-7019	0313-4-0086

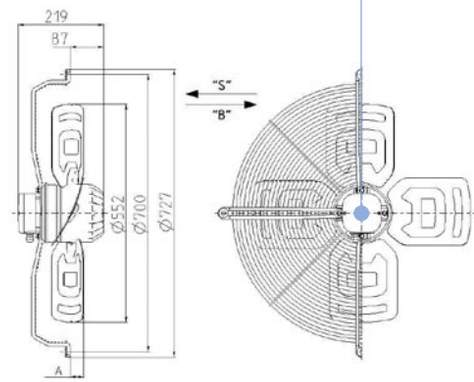

»S« Dimension A = 43 mm
»B« Dimension A = 65 mm

Weight:
14 kg

Fan without guard grill

Airflow Direction	Type:
»S«	R13E-5630A-6M-7019
»B«	R13E-5630P-6M-7019

Available on request

Performance Data:

1~230V 50Hz
P_1 = 360W
n = 900min^{-1}
I = 1,65A
t_R = 50 °C
Lwa = 73dB(A)
C = 12,5uF / 450V
Connection: terminal box
Ins.Cl. F
IP54

Notes:

Fan characteristic measured in short bell mouth with guard grill

Fan with wall plate

Airflow

Direction	**Type:**
»S«	R13P-5630A-6T2-5016
»B«	R13P-5630P-6T2-5016

Available on request

R13_-5630_-6T2-5016



Diameter: 560 mm

Fan with guard grill

Airflow

Direction	**Type:**	**Code:**
»S«	R13R-5630A-6T2-5016	0313-4-0029
»B«	R13R-5630P-6T2-5016	0313-4-0080

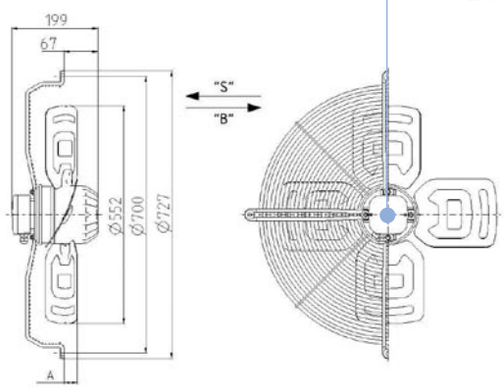

»S« Dimension A = 43 mm
»B« Dimension A = 65 mm

Weight:
11,9 kg

Fan without guard grill

Airflow

Direction	**Type:**
»S«	R13E-5630A-6T2-5016
»B«	R13E-5630P-6T2-5016

Available on request

Aerodinamic characteristic:

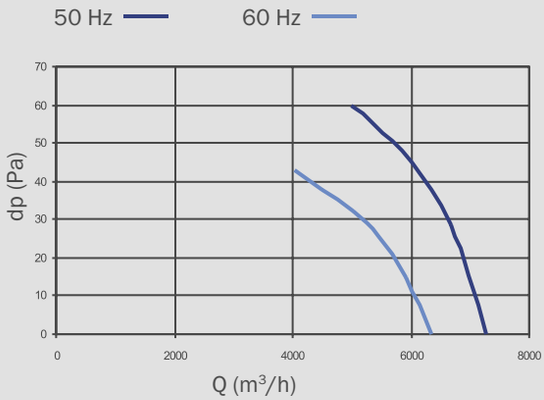

Performance Data:
3~400V D/Y 50Hz
P_1 = 305 / 210W
n = 920 / 780min^{-1}
I = 0,7 / 0,36A
t_R = 60°C
Lwa = 72 / 68dB(A)
Connection: terminal box
Ins.Cl. F
IP54

Notes:
Fan characteristic measured in short bell mouth with guard grill



R13_-5635_-6T2-7021

Diameter: 560 mm

Fan with wall plate

Airflow Direction	Type:
»S«	R13P-5635A-6T2-7021
»B«	R13P-5635P-6T2-7021

Available on request

Fan with guard grill

Airflow Direction	Type:	Code:
»S«	R13R-5635A-6T2-7021	0313-4-0065
»B«	R13R-5635P-6T2-7021	0313-4-0079

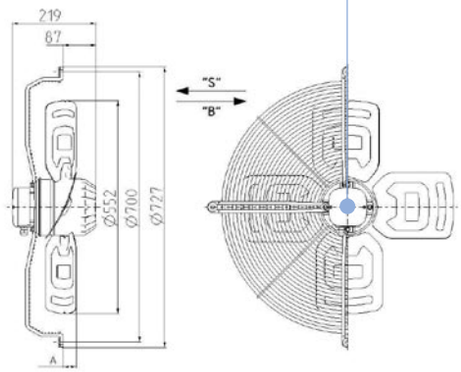

»S« Dimension A = 52 mm
»B« Dimension A = 71 mm

Weight:
14 kg

Fan without guard grill

Airflow Direction	Type:
»S«	R13E-5635A-6T2-7021
»B«	R13E-5635P-6T2-7021

Available on request

Aerodinamic characteristic:

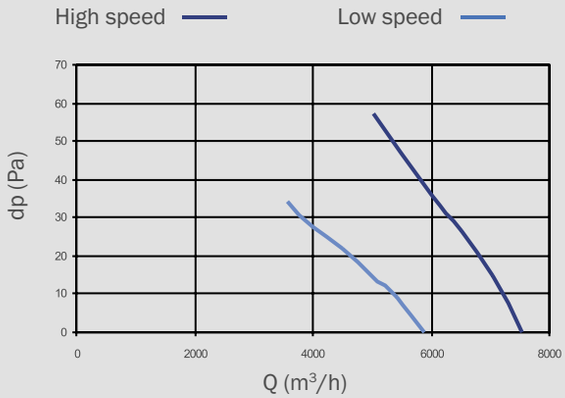

Performance Data:

3~400V D/Y 50Hz
P_1 = 345 / 215W
n = 870 / 660min^{-1}
I = 0,63 / 0,36A
t_R =70°C
Lwa = 74 / 67dB(A)
Connection: terminal box
Ins.Cl. F
IP54

Notes:

Fan characteristic measured in short bell mouth with guard grill

Fan with wall plate

Airflow Direction | **Type:**
»S« R13P-6325A-6M-7019
»B« R13P-6325P-6M-7019

Available on request

R13_-6325_-6M-7019



Diameter: 630 mm

Fan with guard grill

Airflow Direction | **Type:** | **Code:**
»S« R13R-6325A-6M-7019 0313-4-0091
»B« R13R-6325P-6M-7019 0313-4-0105

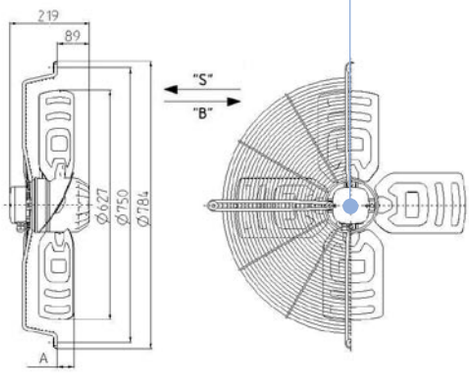

»S« Dimension A = 37 mm
»B« Dimension A = 57 mm

Weight:
14,6 kg

Fan without guard grill

Airflow Direction | **Type:**
»S« R13E-6325A-6M-7019
»B« R13E-6325P-6M-7019

Available on request

Aerodinamic characteristic:

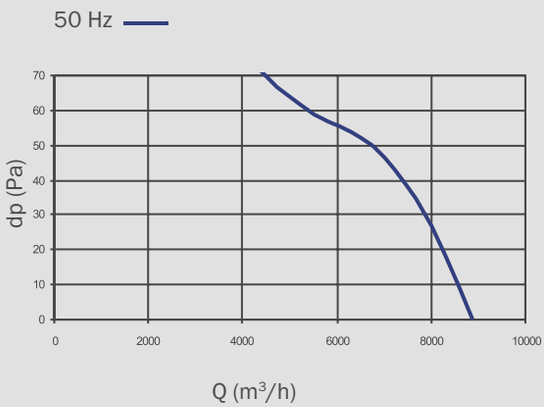

Performance Data:

1~230V 50Hz
P_1 = 400W
n = 925min^{-1}
I = 1,8A
t_R = 50°C
Lwa = 70dB(A)
C = 12,5uF / 450V
Connection: terminal box
Ins.Cl. F
IP54

Notes:

Fan characteristic measured in short bell mouth with guard grill



R13_-6330_-6T2-7021

Diameter: 630 mm

Fan with wall plate

Airflow Direction	Type:
»S«	R13P-6330A-6T2-7021
»B«	R13P-6330P-6T2-7021

Available on request

Fan with guard grill

Airflow Direction	Type:	Code:
»S«	R13R-6330A-6T2-7021	0313-4-0050
»B«	R13R-6330P-6T2-7021	0313-4-0048

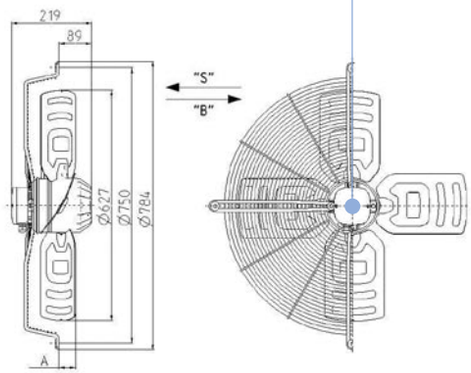

»S« Dimension A = 43 mm
»B« Dimension A = 65 mm

Weight:
14,6 kg

Fan without guard grill

Airflow Direction	Type:
»S«	R13E-6330A-6T2-7021
»B«	R13E-6330P-6T2-7021

Available on request

Aerodinamic characteristic:

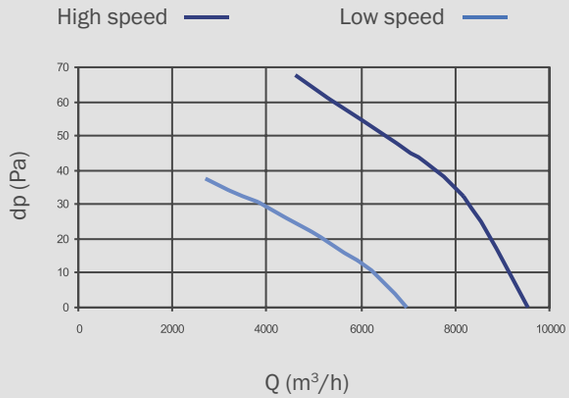

Performance Data:

3~400V D/Y 50Hz
P_1 = 390 / 225W
n = 840 / 590min^{-1}
I = 0,66 / 0,38A
t_R = 70°C
Lwa = 78 / 69dB(A)
Connection: terminal box
Ins.Cl. F
IP54

Notes:

Fan characteristic measured in short bell mouth with guard grill

Fan with wall plate

Airflow Direction | **Type:**
»S« R13P-6335A-6T2-7007
»B« R13P-6335P-6T2-7007

Available on request

R13_-6335_-6T2-7007



Diameter: 630 mm

Fan with guard grill

Airflow Direction | **Type:** | **Code:**
»S« R13R-6335A-6T2-7007 0313-4-0049
»B« R13R-6335P-6T2-7007 0313-4-0154

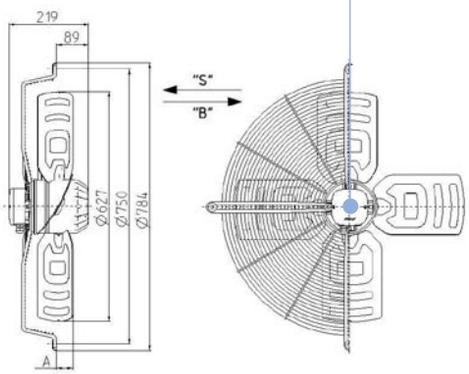

»S« Dimension A = 52 mm
»B« Dimension A = 71 mm

Weight:
14,6 kg

Fan without guard grill

Airflow Direction | **Type:**
»S« R13E-6335A-6T2-7007
»B« R13E-6335P-6T2-7007

Available on request

Aerodinamic characteristic:

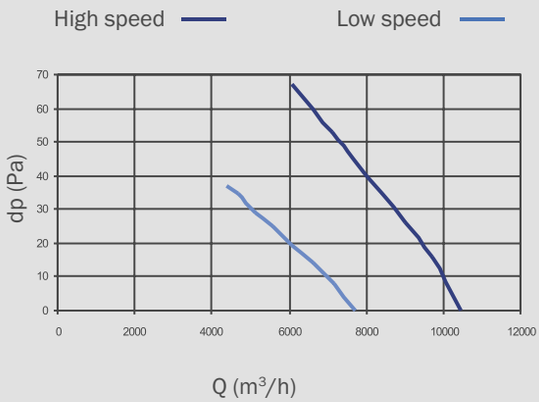

Performance Data:

3~400V D/Y 50Hz
P_1 = 560 / 340W
n = 840 / 620min^{-1}
I = 1,05 / 0,55A
t_R = 55°C
Lwa = 79 / 71dB(A)
Connection: terminal box
Ins.Cl. F
IP54

Notes:

Fan characteristic measured in short bell mouth with guard grill

R13_-6335_-6M-7049

Diameter: 630 mm

Fan with wall plate

Airflow Direction	Type:
»S«	R13P-6335A-8M-7049
»B«	R13P-6335P-8M-7049

Available on request

Fan with guard grill

Airflow Direction	Type:	Code:
»S«	R13R-6335A-8M-7049	0313-4-0231
»B«	R13R-6335P-8M-7049	0313-4-0234

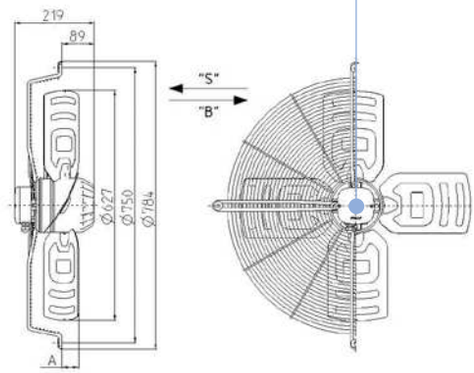

»S« Dimension A = 52 mm
»B« Dimension A = 71 mm

Weight:
14,6 kg

Fan without guard grill

Airflow Direction	Type:
»S«	R13E-6335A-8M-7049
»B«	R13E-6335P-8M-7049

Available on request

Aerodinamic characteristic:

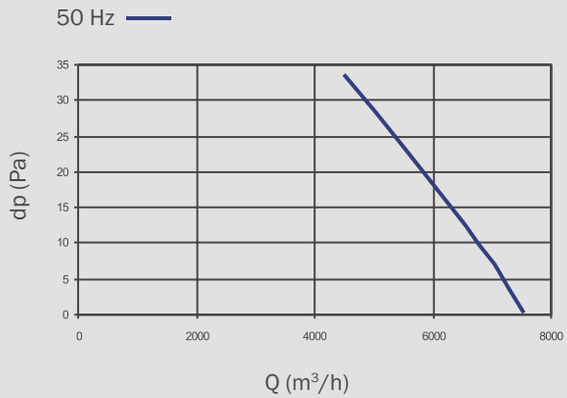

Performance Data:
1~230V 50Hz
P_1 = 265W
n = 610min^{-1}
I = 1,2A
t_R = 70°C
Lwa = 70dB(A)
C = 8uF / 450V
Connection: terminal box
Ins.Cl. F
IP54

Notes:
Fan characteristic measured in short bell mouth with guard grill

Axial Fans

Example of type key for Centrifugal Fans

R09T-1945D-2M2-1511

R09	External rotor motor type
T	Blade type (T-backward curved, C-forward curved)
19	Fan diameter x 10 (exact diameters are stated in drawings)
45	Blade width
D	Direction of rotation
2	Number of poles
M	Number of phases (M-single phase, T-three phase)
2	Number of speeds
42	Motor stack height
11	Electrical design



Centrifugal Fans

R09_-1945D-2M-1511

Diameter: 190 mm

Aerodinamic characteristic:

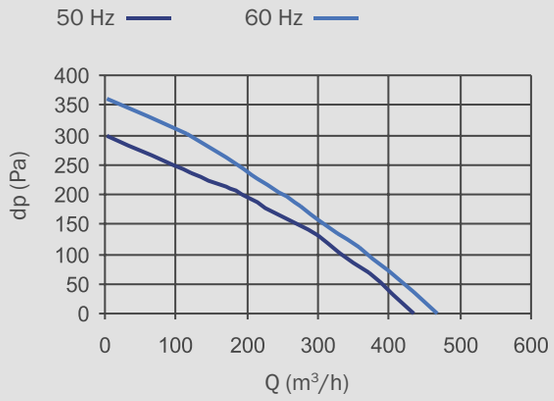

Performance Data:
1~230V 50/60Hz
P_1 = 50 / 63W
n = 2400 / 2530min^{-1}
I = 0,21 / 0,27A
t_R = 50°C
Lwa = 60/ 62dB(A)
C = 2uF / 450V
Connection: cable
Ins.Cl. F
IP44

Backward curved

Type:
R09T-1945D-2M-1511

Code:
0309-4-0079

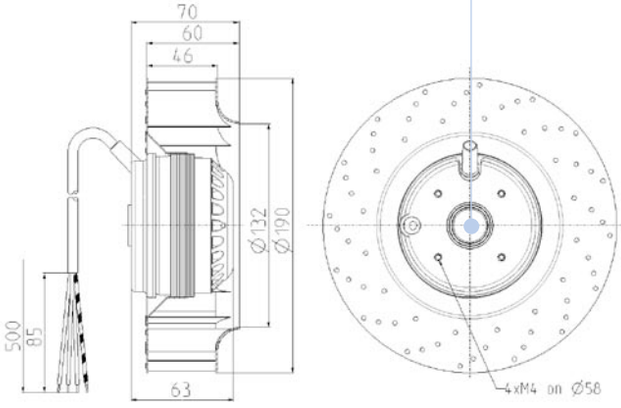

Weight:
1,4 kg

R09_-2250D-2M-3510

Diameter: 225 mm

Backward curved

Type:
R09T-2250D-2M-3510

Code:
0309-4-0066

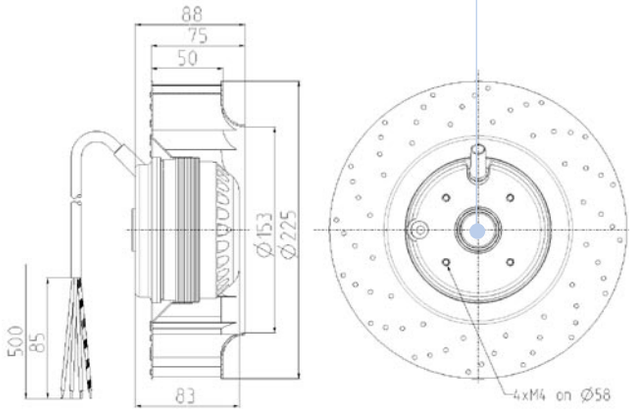

Weight:
2,5 kg

Aerodinamic characteristic:

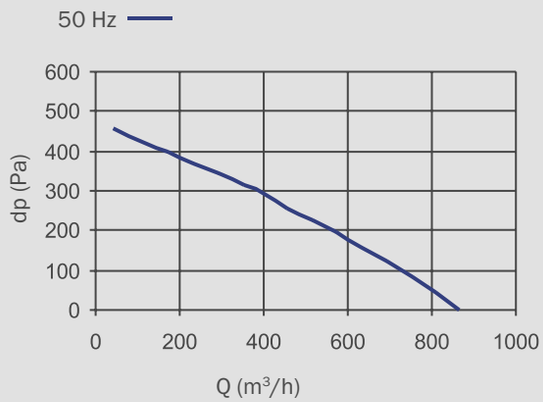

Performance Data:
1~230V 50Hz
P_1 = 98W
n = 2450min^{-1}
I = 0,42A
t_R = 50°C
Lwa = 70dB(A)
C = 3,15uF / 450V
Connection: cable
Ins.Cl. F
IP44

R09_-2263D-4M-2502

Diameter: 225 mm

Backward curved

Type:
R09T-2263D-4M-2502

Code:
0309-4-0267

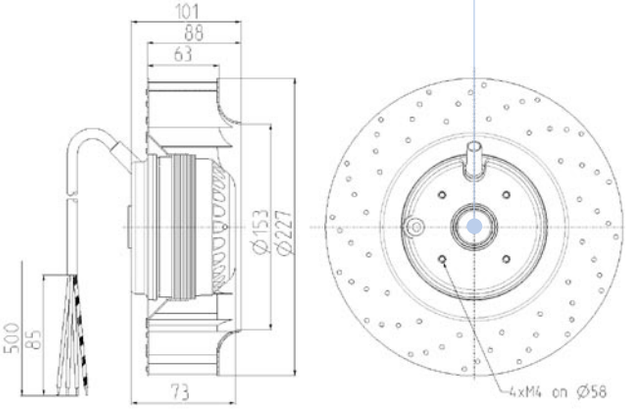

Weight:
2,3 kg

Aerodinamic characteristic:

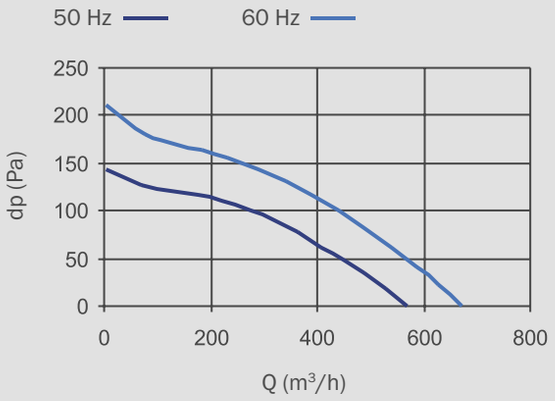

Performance Data:
1~230V 50/60Hz
P_1 = 50 / 54W
n = 1390 / 1630min^{-1}
I = 0,24 / 0,24A
t_R = 50 / 70°C
Lwa = 64/ 68dB(A)
C = 1,5uF / 450V
Connection: cable
Ins.Cl. F
IP44

R09_-2540D-2M-3510

Diameter: 250 mm

Backward curved

Type:
R09T-2540D-2M-3510

Code:
0309-4-0025

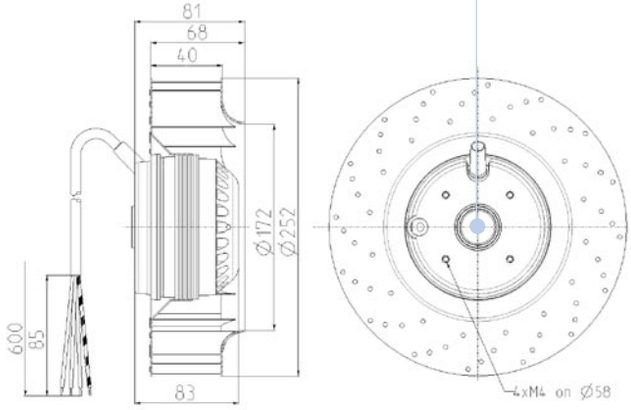

Weight:
2,6 kg

Aerodinamic characteristic:

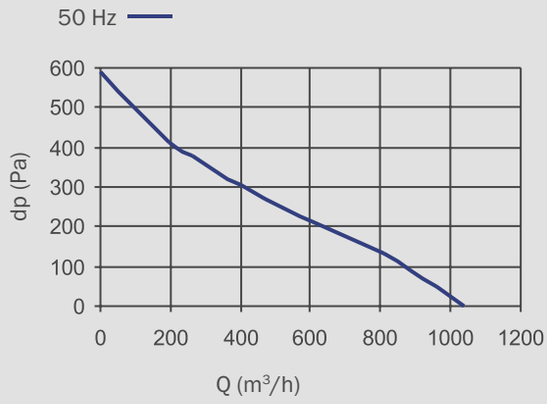

Performance Data:
1~230V 50Hz
P_1 = 120W
n = 2350min^{-1}
I = 0,52A
t_R = 50°C
Lwa = 72dB(A)
C = 4uF / 450V
Connection: cable
Ins.Cl. F
IP44

R09_-2540D-4M-2502

Diameter: 250 mm

Aerodinamic characteristic:

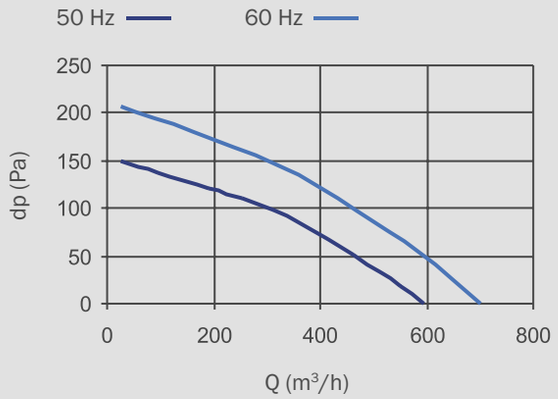

Performance Data:

1~230V 50/60Hz
P_1 = 43 / 50W
n = 1380 / 1600min^{-1}
I = 0,20 / 0,21A
t_R = 45 / 50°C
Lwa = 65/ 68dB(A)
C = 1,5uF / 450V
Connection: cable
Ins.Cl. F
IP44

Backward curved

Type:
R09T-2540D-4M-2502

Code:
0309-4-0065

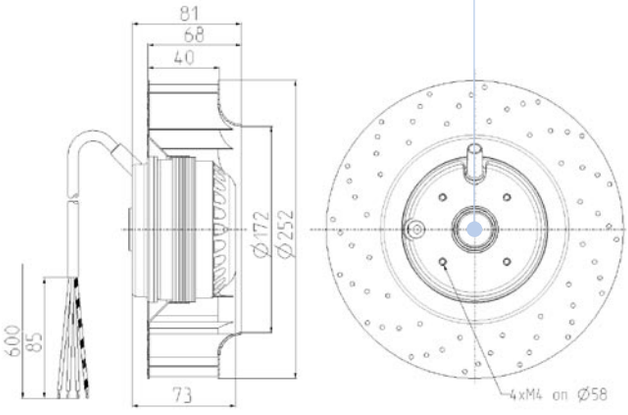

Weight:
2,1 kg

R09_-2558D-4M-2502

Diameter: 250 mm

Backward curved

Type:
R09T-3558D-4M-2502

Code:
0309-4-0266

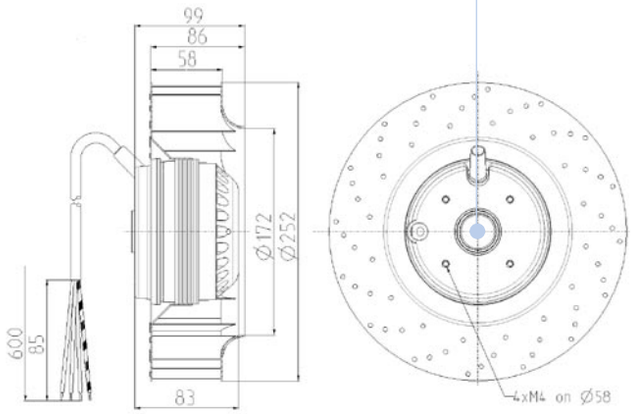

Weight:
2,3 kg

Aerodinamic characteristic:

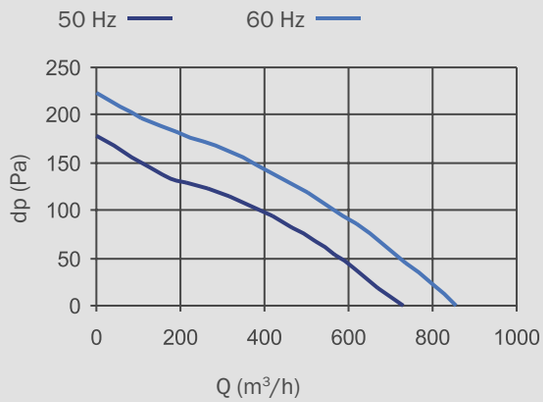

Performance Data:
1~230V 50/60Hz
P_1 = 50 / 55W
n = 1360 / 1560min^{-1}
I = 0,24 / 0,24A
t_R = 50 / 70°C
Lwa = 66 / 70dB(A)
C = 1,5uF / 450V
Connection: cable
Ins.Cl. F
IP44

R09X-2M-1533

Diameter: 150 mm

Performance Data:
1~230V 50Hz
P_1 = 28W
n = 2500 min^{-1}
I = 0,12A
C = 1uF / 450V
Connection: cable
Ins.Cl. F
IP44

Type:
R09X-2M-1533

Code:
0309-4-0155

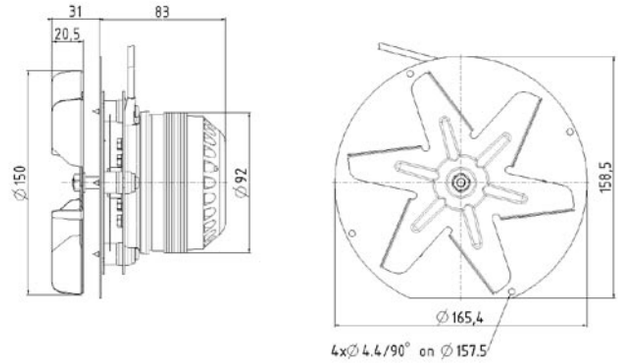

Weight:
1,9 kg

Notes:
On request, this fan is available also with Hall sensor.

R09X-2M-1533

Diameter: 160 mm

Type:
R09X-2M-1533

Code:
0309-4-0312

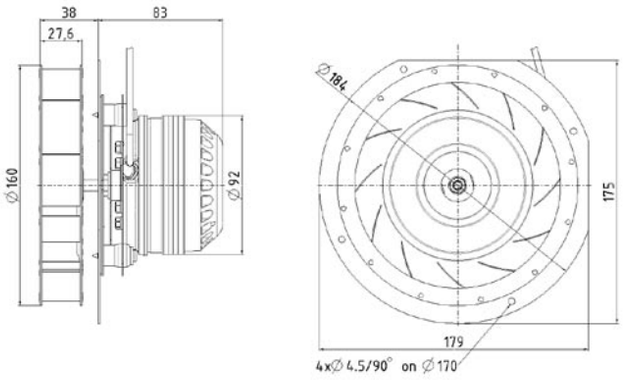

Weight:
1,9 kg

Performance Data:
1~230V 50Hz
P_1 = 35W
n = 2350 min^{-1}
I = 0,15A
C = 1uF / 450V
Connection: cable
Ins.Cl. F
IP44

Notes:
On request, this fan is available also with Hall sensor.

R09X-2M-2514

Diameter: 180 mm

Performance Data:
1~230V 50Hz
P_1 = 80W
n = 2450 min^{-1}
I = 0,36A
C = 2,5uF / 450V
Connection: cable
Ins.Cl. F
IP44

Type:
R09X-2M-2514

Code:
0309-4-0304

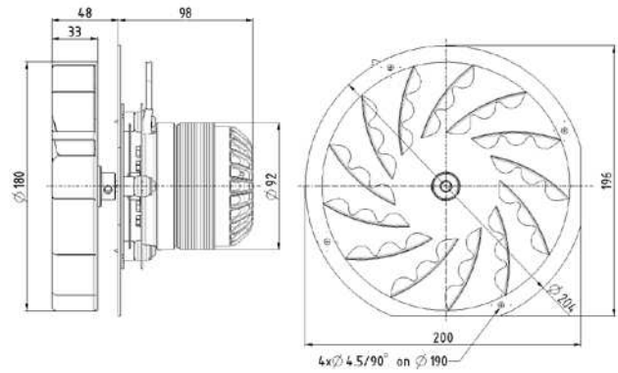

Weight:
2 kg

Notes:
On request, this fan is available also with Hall sensor.

Centrifugal Fans

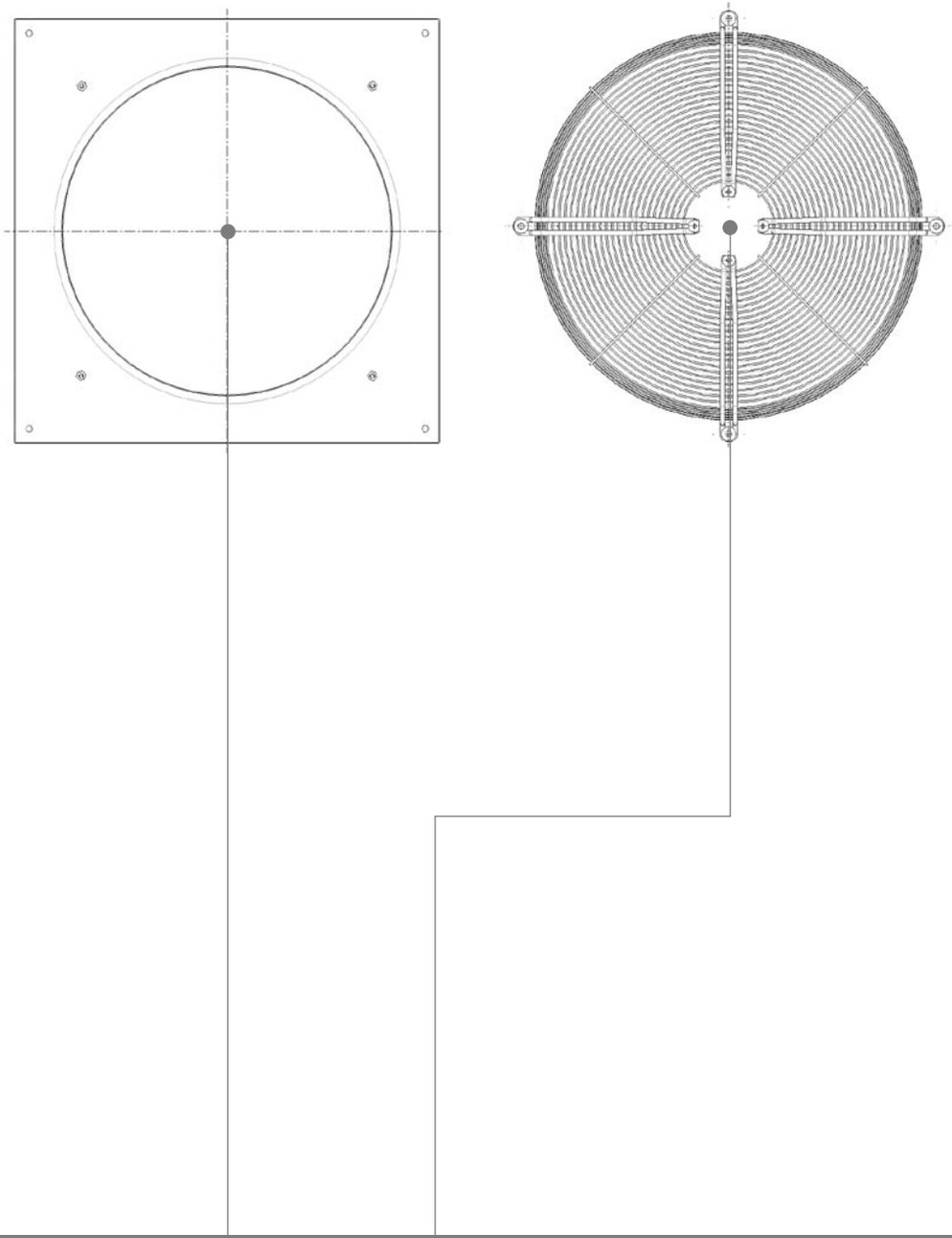

Accessories

Main dimensions - Basket girlls Type 1

Fan dia	Motor type	A	B	C	D	E	ø F	G	H	Code
630	R13	750	ø 10,5	115	ø 10,5	784	690	70	96	0300-1-3006
560	R13	700	ø 10,5	115	ø 7	727	644	71,5	97,5	0300-1-3003
500	R13	565	ø 9,5	115	ø 7	589	522	70	96	0300-1-3004
450	R13	515	ø 9,5	115	ø 7	543	479	70	96	0300-1-3001

Main dimensions - Basket girlls Type 2

Fan dia	Motor type	A	B	C	D	E	ø F	G	H	Code
450	R11	520	10	90	10	540	480	55	73	0300-1-3000
400	R11	455	ø 9,5	90	ø 6,5	476	422	76	84	0300-1-3026
350	R11	442	6,5	90	6,5	485	376	53	61	0300-1-3027
350	R09	422	6,5	58	6,5	440	376	53	61	0300-1-3008
315	R09	375	6,5	58	6,5	393	336	57	65	0300-1-3022
300	R09	360	6,5	58	6,5	376	316	35	43	0300-1-3009
250	R09	300	6,5	58	6,5	314	269	37	45	0300-1-3104
200	R09	260	6,5	58	6,5	274	230	37	45	0300-1-3103

Basket grills Type 1

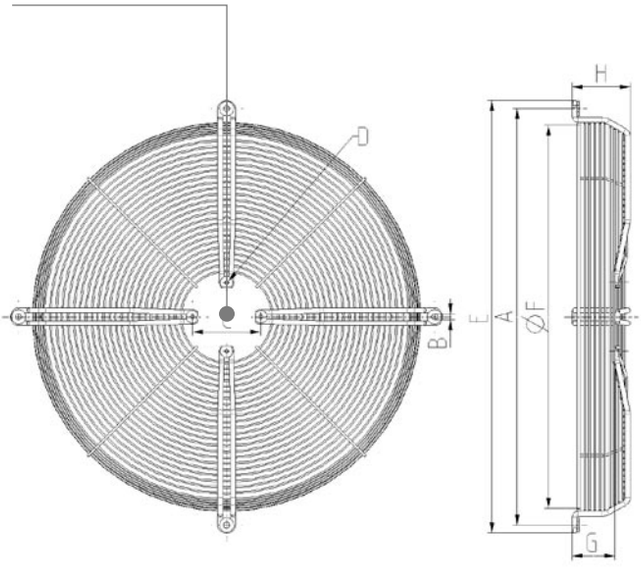

Basket grills Type 2

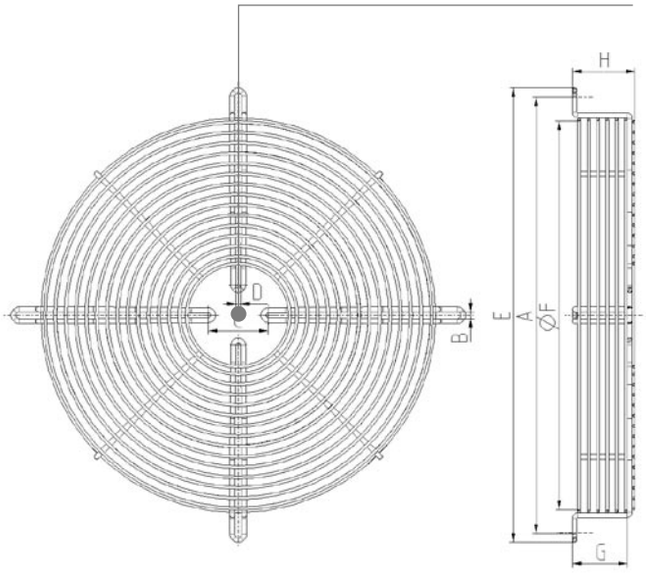

Notes: Surface finish: Black painted RAL9005

Main dimensions - Basket girlls Type 3

Fan dia	Motor type	A	B	C	D	E	F	G	H	Code
630	R13	654	ø 7	115	ø 7	676	646	1	79	0300-1-3087
560	R13	579	ø 7	115	ø 7	601	571	17	94	0300-1-3089

Main dimensions - Basket girlls Type 4

Fan dia	Motor type	A	B	C	D	E	F	G	H	Code
800	R18	816	7,5 x 15,5	182	ø 11	816	795	30	112	0300-1-3072
710	R18	731	7,5 x 14,5	182	ø 11	777	715	32	112	0300-1-3077

Basket grills Type 3

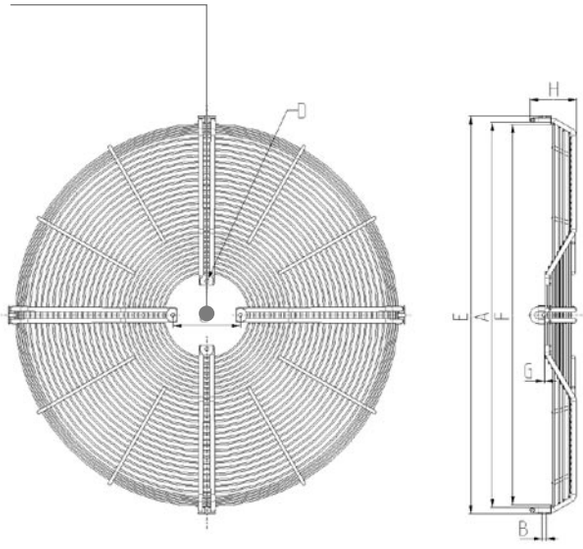

Basket grills Type 4

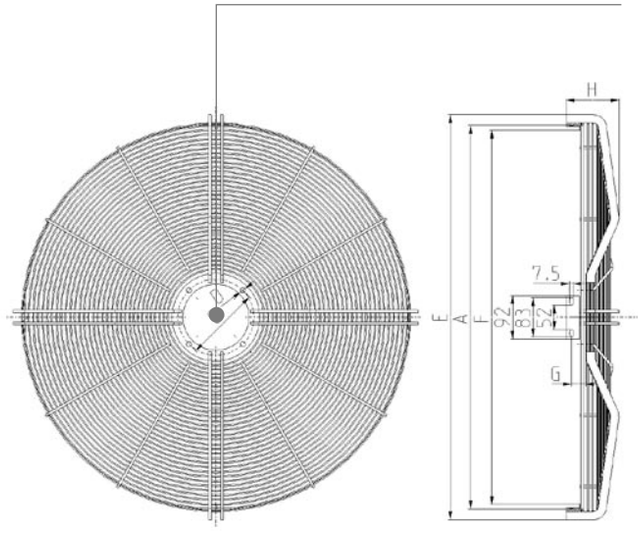

Notes: Surface finish: Black painted RAL9005
* Zinced

Main dimensions - Basket grills Type 5

Fan dia	Motor type	A	B	C	D	E				Code
350	R09	625	9,5	90	9,5	644				0300-1-3192
330	R09	565	9,5	90	6,5	586				0300-1-3193
315	R09	520	6,5	90	6,5	538				0300-1-3194
300	R09	467	6,5	90	6,5	490				0300-1-3195

Main dimensions - Flat girlls

Fan dia	Motor type	A	B	C	D	E				Code
560	R11	625	9,5	90	9,5	644				0300-1-3032
500	R11	565	9,5	90	6,5	586				0300-1-3031
450	R11	520	6,5	90	6,5	538				0300-1-3030
400	R11	467	6,5	90	6,5	490				0300-1-3128
250 *	R09	300	5,5	58	5,5	264				0300-1-3095
200 *	R09	250	5,5	58	5,5	314				0300-1-3094

Basket grills Type 5

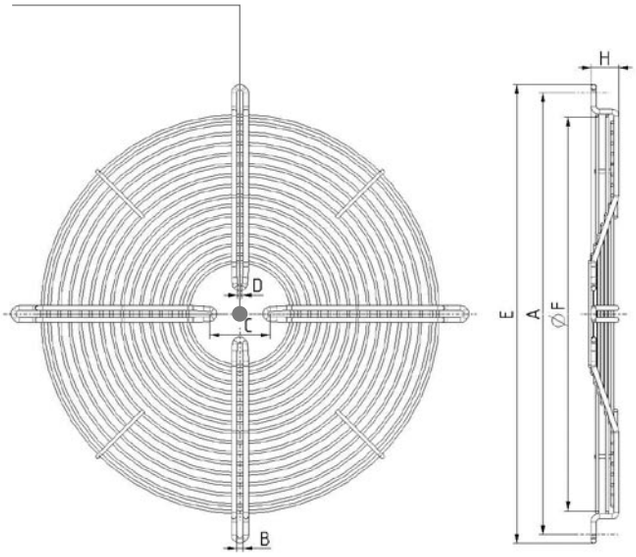

Flat grills

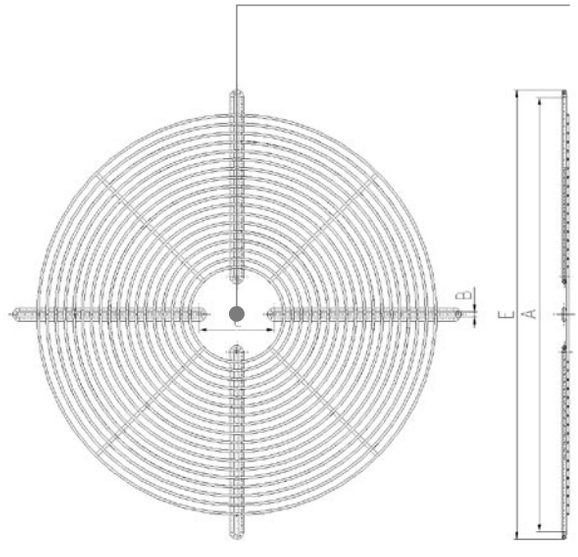

Notes: Surface finish: Black painted RAL9005

Main dimensions - Square short wall plates

Fan dia	Airflow direction	A	B	ø C	ø D	ø E	q F	G	H	ø I	J	Code
630	sucking	750	M8	635	638	675	805	750	60	11	15	0300-6-7106
630	blowing	750	M8	635	638	675	805	750	60	11	15	0300-6-7071
560	sucking	700	M8	560	563	590	725	675	45	11	15	0300-6-7108
560	blowing	700	M8	560	563	590	725	675	45	11	15	0300-6-7083
500	sucking	565	M8	504	507	534	655	615	45	11	15	0300-6-7110
500	blowing	565	M8	504	507	534	655	615	45	11	15	0300-6-7081
450	sucking	515	M8	452	455	482	575	535	45	11	15	0300-6-7112
450	blowing	515	M8	452	455	482	575	535	45	11	15	0300-6-7069
400	sucking	455	M8	403	406	433	540	490	45	11	15	0300-6-7114
400	blowing	455	M8	403	406	433	540	490	45	11	15	0300-6-7079
350	sucking	422	M6	360	363	390	485	435	45	11	15	0300-6-7116
350	blowing	422	M6	360	363	390	485	435	45	11	15	0300-6-7077
330	sucking	400	M6	337	340	367	485	435	45	11	15	0300-6-7118
330	blowing	400	M6	337	340	367	485	435	45	11	15	0300-6-7104
315	sucking	375	M6	319	322	349	430	380	45	11	15	0300-6-7120
315	blowing	375	M6	319	322	349	430	380	45	11	15	0300-6-7075
300	sucking	360	M6	307	310	337	430	380	45	11	15	0300-6-7122
300	blowing	360	M6	307	310	337	430	380	45	11	15	0300-4-7073

Square short wall plates

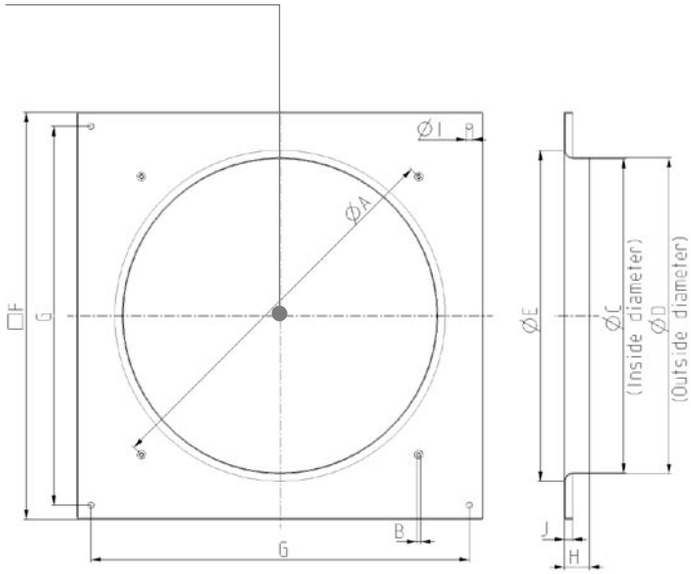

Notes: Surface finish: Black painted RAL9005

Main dimensions - Square long wall plates

Fan dia	Airflow direction	A	B	ø C	ø D	ø E	q F	G	H	ø I	J	Code
800 *	sucking	/	/	797	815	915	970	910	210	14,5	17	0300-6-7068
710 *	sucking	/	/	711	729	790	850	810	167	14,5	20	0300-6-7085
630	sucking	720	M8	634	653	695	805	750	150	11	20	0300-6-7091
560	sucking	658	M8	560	577	630	725	675	135	11	16	0300-6-7095
500	sucking	615	M8	504	518	580	656	615	118	11	16	0300-6-7089
450	sucking	560	M8	451	465	530	576	535	110	11	14	0300-6-7161

Square long wall plates

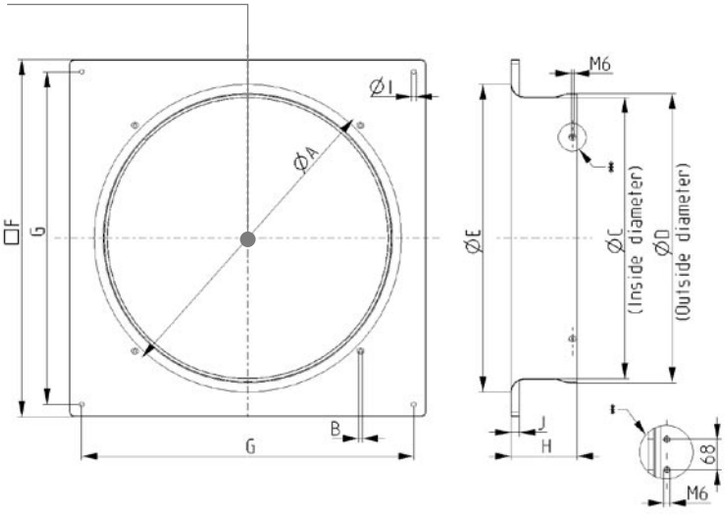

Main dimensions - Round long wall plates type 1

Fan dia	Airflow direction	A	ø B	ø C	ø D	ø E	ø F	G	H	ø I	J	Code
200	blowing	250	4,3	203	206	233	280	250	61	6,4	6,5	0300-6-7102
250	blowing	300	4,3	253	256	287	330	300	65	6,4	7,5	0300-6-7103

Round long wall plate Type 1

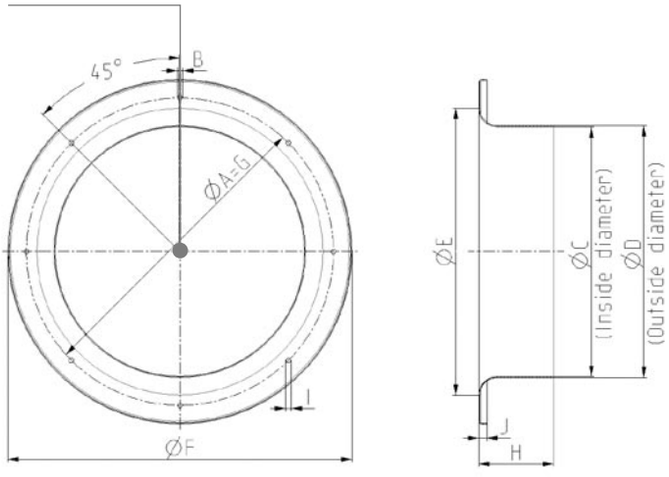

Notes: Surface finish: Black painted RAL9005

Main dimensions - Round long wall plates type 2

Fan dia	Airflow direction	A	B	ø C	ø D	ø E	q F	G	H	ø I	J	Code
350	sucking	422	M6	358	388	460	/	442	80	9	12	0300-6-7150
330	sucking	408	M6	336	369	440	/	404	80	9	9	0300-6-7148
315	sucking	376	M6	317	347	397	/	381	74	9	11	0300-6-7146
300	sucking	361	M6	306	326	397	/	380	80	9	11	0300-4-7144

Round long wall plate Type 2

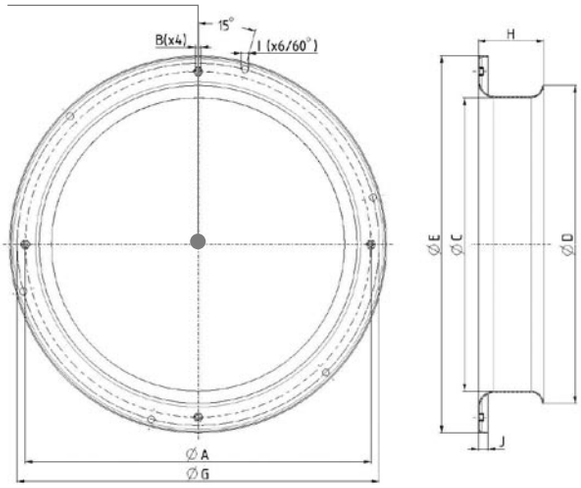

Notes:

Notes:

Notes:

Sales and distribution:

AUSTRALIA and **NEW ZEALAND**
HIDRIA AUSTRALIA Pty
84 Nortgate Drive,
Thomastown, Vic 3074
Australia
Tel: +61 3 94642066
Fax: +61 3 94642077
e-mail: sales@hidria.com.au

GERMANY
Sales office:
Helmut Muehlenhoff
Taubenstr. 18
85591 Vaterstetten
Tel: +49(0)81069958944
Fax: +49(0)89069958945
e-mail:
helmut.muehlenhoff@t-online.de

GREECE
Sivar
Lasithiou Str. 6
121-32 Peristeri
Athens, Greece
Tel: +30 2105785003
Web: www.sivar.gr
e-mail: info@sivar.gr

ITALY
SI.VEN Components s.r.l.
Via P. Gorini 44
26900 LODI
Italy
Tel: 0039 0371428249
Fax: 0039 0371428305
e-mail: si.ven@tiscali.it

MALTA
BLYE Engineering Co. Ltd.
Naxxar Road,
San Gwann SNG 07
Malta
Tel: 00356 21 373282/3
Fax: 00356 21 371642
e-mail: blye@blyeeng.com

NORWAY
HILLCO AGENTURER AS
Stromsveien 346,
P.O. Box 11 Leirdal
1008 OSLO
Norway
Tel: +47 23175280
Fax: +47 23175281
e-mail: halto@online.no

SLOVENIJA
EMPOR
Leskoškova 9a
1000 Ljubljana
Tel: +386 1 5203820
Fax: +386 1 5203838
Web: www.empor.si
e-mail: empor@empor.si

SWEDEN and DENMARK
NORDICOLD AB
Datavägen 16,
43632 ASKIM
Sweden
Tel: +46 31680440
Fax: +46 31285291
Web: www.nordicold.se
e-mail: info@nordicold.se

TURKEY
FRIGOTERM Sog.Cih.San. ve Tic. A.S.
Tarlabasi Caddesi No. 110,
80080 BEYOGLU - ISTANBUL
Turkey
Tel: +90(0)2122371929
Fax: +90(0)2122550114
e-mail: international@frigoterm.tr

FINLAND and **ESTONIA**
REFAIR OY
Atomitie 1 FIN-00370 HELSINKI
Finland
Tel: +358 9 5657780
Fax: +358 9 56577880
e-mail: info@refair.fi

USA
Hidria USA Inc.
202 Beechtree Business Park
Greenville, SC 29605
Tel: +1 864 331 0177
Fax: +1 864 331 0178
e-mail: sarah.davis@ht-usa.com

FAR EAST
Hidria GmbH Shanghai Representative Office
Add: Rm1408, Hitech Plaza,
No.488 Wuning Rd(S),
JingAn District,
Shanghai 200042
Tel: 0086-21-51182399
Mobile: 13671513393
Fax: 0086-21-51182398
Web: www.hidria.com
e-mail: xiaoyuan.zhao@hidria.com

FRANCE
SERHMIS sarl,
12 rue du 8 Mai 1945
69650 Saint Germain au mont d'or
France
Tel: +33 (0)4 69 16 86 57
Fax: +33 (0)4 72 42 38 90
Mobile: +33 (0)6 01 96 77 53
e-mail: serhmis@cegetel.net

SERBIA
FRIGO RADAK COMPANY D.O.O.
Đurđevdanska 20
11000 Beograd
Serbia
Tel/Fax: +381 11 3945577
Mobile: +381 63 318539

Hidria

Produced by:

Hidria Rotomatika d.o.o.
Spodnja Kanomlja 23
5281 Spodnja Idrija,
Slovenia
Phone: +386 5 3756 000
Fax: +386 5 3756 471
e-mail: sales.fans@hidria.com
Web: www.hidria.com